Walrus and calf in arctic snow

Sized for a 6 inch hoop (15 cm). The stitched design is about 4.7 × 4.7 in (11.9 × 11.9 cm).



Which color goes where: by number on page 2.

Stitch in this order

Filled parts from the back of the picture forward, then lines.

1. **Long and short stitch**, 1 strand
   Sky, midnight sun, water, icebergs, sunlit ice, far floes, sun road, snow, glow on the snow, mother, mother neck folds, and 8 more
2. **Satin stitch**, 2 strands
   Ice edges, tusks, mother chin, mother eye, nostrils
3. **Padded satin stitch**, 2 strands
   Tusks
4. **Straight stitch**, strands by part on page 2
   Sea birds, eye light, whiskers
5. **Split stitch**, strands by part on page 2
   Snow lip, flipper folds, eyelid, calf sleeping eye
6. **Stem stitch**, 4 strands
   Edge

Three ways to transfer the pattern

1. **Fabric you can see through**
   Tape page 3 to a sunny window or lay it on a light box, tape the fabric over it and trace the lines with a sharp pencil or a water-soluble pen.
2. **Fabric you cannot see through**
   Lay dressmaker's carbon paper colored side down on the fabric with page 3 on top, tape the layers and trace the lines firmly with a ballpoint pen.
3. **Iron-on: the lines stay**
   Go over the lines of page 4, the mirrored page, with an iron-on transfer pen, lay it ink side down on the fabric and press with a dry iron, as the pen's packet says.

Pages 3 and 4 are the pattern at actual size. Print them at 100% with scaling turned off. Then put the fabric in the hoop: inner ring under, drawing up, tight as a drum.

Floss

- **1 DMC 3856 Ultra Very Light Mahogany**
  Sky (light), water and sunlit ice (lightest), glow on the snow (darker), sun road (dark)
- **2 DMC 30 Medium Light Blueberry**
  Water and sky (darkest), icebergs (light)
- **3 DMC 3836 Light Grape**
  Water (middle dark), sky (dark), icebergs (lightest), sunlit ice (darkest)
- **4 DMC 3727 Light Antique Mauve**
  Sky (middle dark), water (middle light), sunlit ice (dark)
- **5 DMC 761 Light Salmon**
  Sky (middle light), water and sunlit ice (light)
- **6 DMC 3822 Light Straw**
  Sky (lightest), midnight sun (dark), gold rim light (light), sun road (middle)
- **7 DMC 739 Ultra Very Light Tan**
  Sun road and whiskers (light), tusks and midnight sun (middle)
- **8 DMC 3865 Winter White**
  Snow, far floes, midnight sun and tusks (light), snow lip and 2 more parts
- **9 DMC 154 Very Dark Grape**
  Edge and sea birds, icebergs (darkest)
- **10 DMC 161 Gray Blue** Water (dark)
- **11 DMC 3740 Dark Antique Violet** Icebergs (dark)
- **12 DMC 519 Sky Blue** Ice edges (lighter)
- **13 DMC 3760 Medium Wedgwood** Ice edges (darker)
- **14 DMC 3752 Very Light Antique Blue**
  Snow and far floes (middle)
- **15 DMC 932 Light Antique Blue** Snow and far floes (dark)
- **16 DMC 3772 Very Dark Desert Sand**
  Mother (middle light), mother neck folds and mother flipper (middle) and 2 more parts
- **17 DMC 3371 Black Brown**
  Mother and calf (darkest), flipper folds (darker), nostrils and 2 more parts
- **18 DMC 3857 Dark Rosewood**
  Mother neck folds and mother flipper (darkest), mother (dark) and 5 more parts
- **19 DMC 3858 Medium Rosewood**
  Mother flipper and mother neck folds (dark), mother (middle dark) and 2 more parts
- **20 DMC 407 Dark Desert Sand**
  Calf (lightest), mother, mother neck folds and mother flipper (light) and 6 more parts
- **21 DMC 402 Very Light Mahogany**
  Mother neck folds, mother flipper and mother (lightest) and 3 more parts
- **22 DMC 842 Very Light Beige Brown**
  Tusks (dark), whiskers (middle)
- **23 DMC 3860 Cocoa**
  Calf (light), calf hind flipper, calf flipper and calf muzzle (middle)
- **24 DMC 779 Dark Cocoa** Calf, calf flipper and calf muzzle (dark)

For your own stitching, gifts and handmade pieces you sell. Do not resell or share this PDF or copies of it.

Walrus and calf in arctic snow

6 inch hoop

How to read it

Floss is six strands. Cut 18 inches (45 cm), pull out the number given one at a time, and lay them together.

Inside a filled shape start with two or three tiny stitches, which the filling covers. Start a line with a small knot on the back. End each thread by running the needle under the backs of a few stitches.

A fine broken line inside a shape is where two shades meet: trace it, do not stitch it.

A number on the picture is a color of the list of floss on page 1. The fine lines on the colors show which way the stitches lie.

Every stitch in pictures: flossfield.com/embroidery/stitches. The first time: flossfield.com/embroidery/guides/how-to-start.



1	DMC 3856 Ultra Very Light Mahogany	9	DMC 154 Very Dark Grape	17	DMC 3371 Black Brown
2	DMC 30 Medium Light Blueberry	10	DMC 161 Gray Blue	18	DMC 3857 Dark Rosewood
3	DMC 3836 Light Grape	11	DMC 3740 Dark Antique Violet	19	DMC 3858 Medium Rosewood
4	DMC 3727 Light Antique Mauve	12	DMC 519 Sky Blue	20	DMC 407 Dark Desert Sand
5	DMC 761 Light Salmon	13	DMC 3760 Medium Wedgwood	21	DMC 402 Very Light Mahogany
6	DMC 3822 Light Straw	14	DMC 3752 Very Light Antique Blue	22	DMC 842 Very Light Beige Brown
7	DMC 739 Ultra Very Light Tan	15	DMC 932 Light Antique Blue	23	DMC 3860 Cocoa
8	DMC 3865 Winter White	16	DMC 3772 Very Dark Desert Sand	24	DMC 779 Dark Cocoa

How many strands

Straight stitch. 2 strands: sea birds; 1 strand: eye light, whiskers.
Split stitch. 2 strands: snow lip, calf sleeping eye; 1 strand: flipper folds, eyelid.

For your own stitching, gifts and handmade pieces you sell. Do not resell or share this PDF or copies of it.

Walrus and calf in arctic snow

6 inch hoop

Print at 100% and check the square below with a ruler. Fold the fabric in four: the folds meet the four ticks of the ring.



1 in
25.4 mm

Check square: 1 inch (25.4 mm) on each side.
If it measures anything else, print again at 100% with scaling off.

For your own stitching, gifts and handmade pieces you sell. Do not resell or share this PDF or copies of it.

Walrus and calf in arctic snow

6 inch hoop

Mirrored. Trace this page with an iron-on transfer pen or pencil, then press it ink side down on the fabric.



1 in
25.4 mm

Check square: 1 inch (25.4 mm) on each side.
If it measures anything else, print again at 100% with scaling off.

For your own stitching, gifts and handmade pieces you sell. Do not resell or share this PDF or copies of it.