Double wedding ring quilt block

6 inch (15 cm) hoop, 4.2 × 4.2 in (10.7 × 10.7 cm)



Colors by number: page 2.

Stitch in this order

Where a stitch page says otherwise, follow this list.

1. **Satin stitch**, 2 strands
   Patches of the arcs beside the melons, patches of the arcs at the edge, squares where the rings cross, petals of the flowers, centers of the flowers



Take out lines that still show, press face down, finish the hoop.

How to read it

Floss has six strands: cut 18 inches (45 cm), pull out the number named one at a time, and lay them together.

Start each part with tiny stitches that it covers, never a knot; end under stitches on the back.

Every stitch in pictures: flossfield.com/embroidery/stitches.

New to this: flossfield.com/embroidery/guides/how-to-start.

Onto the fabric

Fabric you can see through: page 3 taped to a sunny window, the fabric over it; trace.

Other fabric: dressmaker's carbon paper, colored side down, page 3 on top; trace with a ballpoint.

Iron-on pen: go over page 4, the mirrored page, and press it ink side down as the pen's packet says. The lines stay.

Then hoop it, inner ring under, tight as a drum.

Buy: 7 colors of floss (page 2), one skein of each color (an estimate from the drawing's lines and shapes), an embroidery needle size 7, a 6 inch (15 cm) hoop, a 9 inch (23 cm) square of white or light cotton or linen, a water-soluble pen.

For your own stitching, gifts and handmade pieces you sell. Do not resell or share this PDF or copies of it.

Double wedding ring quilt block

6 inch hoop

A number is a color of the list.



1 DMC 152 Medium Light Shell Pink
2 DMC 351 Coral
3 DMC 3755 Baby Blue
4 DMC 322 Dark Baby Blue
5 DMC 336 Navy Blue
6 DMC 3852 Very Dark Straw
7 DMC 3831 Dark Raspberry

For your own stitching, gifts and handmade pieces you sell. Do not resell or share this PDF or copies of it.

Double wedding ring quilt block

6 inch hoop

Print at 100% and measure the square. Trace the black lines only. The gray ring is the hoop: fold the fabric in four and lay the folds on its ticks.



1 in
25.4 mm

Not 1 inch (25.4 mm)? Print again at 100%.

For your own stitching, gifts and handmade pieces you sell. Do not resell or share this PDF or copies of it.

Double wedding ring quilt block

6 inch hoop

For an iron-on pen only. Go over the lines, press ink side down.



1 in
25.4 mm

Not 1 inch (25.4 mm)? Print again at 100%.

For your own stitching, gifts and handmade pieces you sell. Do not resell or share this PDF or copies of it.