Whipped stitches practice sampler

Sized for a 6 inch hoop (15 cm). The stitched design is about 4.8 × 4.8 in (12.2 × 12.2 cm).



Which color goes where: by number on page 2.
Fabric: blush pink cotton or linen.

Stitch in this order

1. **Chain stitch**, strands by part on page 2
   Sun, lavender hill
2. **Whipped back stitch**, strands by part on page 2
   Sun, sun rays, far hill, sage hill, wheat hill, lavender hill, lane, cypress trunks, cypresses, farmhouse wall, farmhouse door, and 3 more
3. **Split stitch**, 4 to 6 strands
   Far hill
4. **Stem stitch**, strands by part on page 2
   Sage hill, cypresses, farmhouse roof
5. **Whipped running stitch**, 4 to 6 strands
   Green hill

Three ways to transfer the pattern

1. **Fabric you can see through**
   Tape page 3 to a sunny window or lay it on a light box, tape the fabric over it and trace the lines with a sharp pencil or a water-soluble pen.

2. **Fabric you cannot see through**
   Lay dressmaker's carbon paper colored side down on the fabric with page 3 on top, tape the layers and trace the lines firmly with a ballpoint pen.

3. **Iron-on: the lines stay**
   Go over the lines of page 4, the mirrored page, with an iron-on transfer pen, lay it ink side down on the fabric and press with a dry iron, as the pen's packet says.

Pages 3 and 4 are the pattern at actual size. Print them at 100% with scaling turned off. Then put the fabric in the hoop: inner ring under, drawing up, tight as a drum.

Floss

- **1 DMC 351 Coral**
  Sun rays and sun (dark), farmhouse wall (darker)
- **2 DMC 3823 Ultra Pale Yellow**
  Sun rays and sun (light), farmhouse wall (lighter)
- **3 DMC 783 Medium Topaz** Sun and sun rays (middle)
- **4 DMC 3836 Light Grape** Far hill (light)
- **5 DMC 153 Very Light Violet**
  Far hill (lightest), round frame (lighter), lavender hill (light)
- **6 DMC 3835 Medium Grape**
  Far hill (dark), lavender hill (middle)
- **7 DMC 327 Dark Violet**
  Lavender hill (dark), far hill (darkest)
- **8 DMC 503 Medium Blue Green** Sage hill (light)
- **9 DMC 964 Light Seagreen** Sage hill (lightest)
- **10 DMC 502 Blue Green** Sage hill (dark)
- **11 DMC 501 Dark Blue Green** Sage hill (darkest)
- **12 DMC 922 Light Copper** Wheat hill (light)
- **13 DMC 3855 Light Autumn Gold**
  Wheat hill (lightest), lane and farmhouse roof (lighter) and 3 more parts
- **14 DMC 921 Copper** Wheat hill (dark)
- **15 DMC 919 Red Copper**
  Wheat hill (darkest), farmhouse roof (darker)
- **16 DMC 988 Medium Forest Green**
  Green hill and cypresses (light)
- **17 DMC 3348 Light Yellow Green**
  Cypresses and green hill (lightest)
- **18 DMC 986 Very Dark Forest Green**
  Cypresses and green hill (dark)
- **19 DMC 895 Very Dark Hunter Green**
  Cypresses and green hill (darkest)
- **20 DMC 801 Dark Coffee Brown**
  Lane, farmhouse door, farmhouse chimney and cypress trunks (darker)
- **21 DMC 154 Very Dark Grape** Round frame (darker)

For your own stitching, gifts and handmade pieces you sell. Do not resell or share this PDF or copies of it.

Whipped stitches practice sampler

6 inch hoop

How to read it

Floss is six strands. Cut 18 inches (45 cm), pull out the number given one at a time, and lay them together.

Start each thread with a small knot on the back, and end it by running the needle under the backs of a few stitches.

A number on the picture is a color of the list of floss on page 1. The fine lines on the colors show which way the stitches lie.

Every stitch in pictures: flossfield.com/embroidery/stitches. The first time: flossfield.com/embroidery/guides/how-to-start.

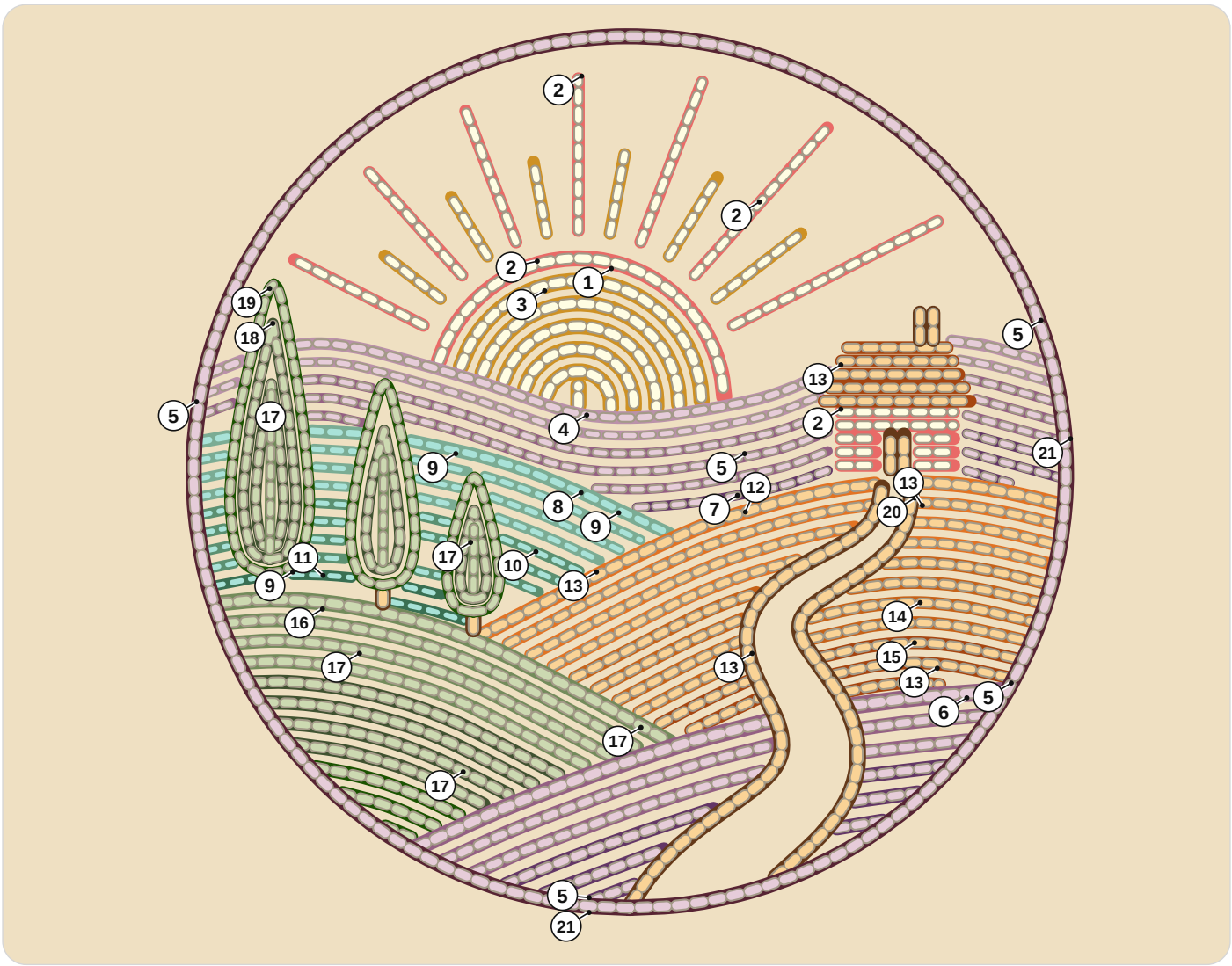

1	DMC 351 Coral	**8**	DMC 503 Medium Blue Green	**15**	DMC 919 Red Copper
2	DMC 3823 Ultra Pale Yellow	**9**	DMC 964 Light Seagreen	**16**	DMC 988 Medium Forest Green
3	DMC 783 Medium Topaz	**10**	DMC 502 Blue Green	**17**	DMC 3348 Light Yellow Green
4	DMC 3836 Light Grape	**11**	DMC 501 Dark Blue Green	**18**	DMC 986 Very Dark Forest Green
5	DMC 153 Very Light Violet	**12**	DMC 922 Light Copper	**19**	DMC 895 Very Dark Hunter Green
6	DMC 3835 Medium Grape	**13**	DMC 3855 Light Autumn Gold	**20**	DMC 801 Dark Coffee Brown
7	DMC 327 Dark Violet	**14**	DMC 921 Copper	**21**	DMC 154 Very Dark Grape

How many strands

Chain stitch. 4 or 6 strands: lavender hill; 4 strands: sun.
Whipped back stitch. 6 strands: round frame; 4 or 6 strands: far hill, sage hill, wheat hill, lavender hill; 4 strands: sun, sun rays, lane, cypress trunks, cypresses, farmhouse wall, farmhouse door, farmhouse roof, farmhouse chimney.
Stem stitch. 4 or 6 strands: sage hill; 4 strands: cypresses, farmhouse roof.

For your own stitching, gifts and handmade pieces you sell. Do not resell or share this PDF or copies of it.

Whipped stitches practice sampler

6 inch hoop

Print at 100% and check the square below with a ruler. Fold the fabric in four: the folds meet the four ticks of the ring.



1 in
25.4 mm

Check square: 1 inch (25.4 mm) on each side.
If it measures anything else, print again at 100% with scaling off.

For your own stitching, gifts and handmade pieces you sell. Do not resell or share this PDF or copies of it.

Whipped stitches practice sampler

6 inch hoop

Mirrored. Trace this page with an iron-on transfer pen or pencil, then press it ink side down on the fabric.



1 in
25.4 mm

Check square: 1 inch (25.4 mm) on each side.
If it measures anything else, print again at 100% with scaling off.

For your own stitching, gifts and handmade pieces you sell. Do not resell or share this PDF or copies of it.