# Whitework neckline for a men’s kurta

Sized for a 6 inch hoop (15 cm). The stitched design is about 3.4 × 4.6 in (8.6 × 11.7 cm).



Which color goes where.

## Floss

- **DMC BLANC White**
  Keri windows, leaves, herringbone bands, cords, keri rims and lotus and 7 more parts
- **DMC 739 Ultra Very Light Tan**
  Hearts

## Stitches

- **French knot**, 1 to 2 strands, two wraps
  Edge knots, border knots, hearts, keri knots
- **Herringbone stitch**, 2 strands
  Herringbone bands
- **Stem stitch**, 1 to 4 strands
  Cords, stalks, keri windows, vines
- **Padded satin stitch**, 2 strands
  Border leaves, flowers, lotus
- **Satin stitch**, 2 strands
  Keri rims, leaves
- **Trellis stitch**, 1 strand
  Keri windows

## Three ways to transfer the pattern

1. **Fabric you can see through**
   Tape page 2 to a sunny window or lay it on a light box, tape the fabric over it and trace the lines with a sharp pencil or a water-soluble pen.
2. **Fabric you cannot see through**
   Lay dressmaker’s carbon paper colored side down on the fabric with page 2 on top, tape the layers and trace the lines firmly with a ballpoint pen.
3. **Iron-on**
   Go over the lines of page 3, the mirrored page, with an iron-on transfer pen, lay it ink side down on the fabric and press with a dry iron.

Pages 2 and 3 are the pattern at actual size. Print them at 100% with scaling turned off.



For your own stitching, gifts and handmade pieces you sell. Do not resell or share this PDF.

# Whitework neckline for a men’s kurta

**6 inch hoop**

Print at 100% (actual size). Do not scale or fit to page. Check the square below with a ruler before you trace.




**1 in**
25.4 mm

Check square: 1 inch (25.4 mm) on each side.
If it measures anything else, print again at 100% with scaling off.



For your own stitching, gifts and handmade pieces you sell. Do not resell or share this PDF.

# Whitework neckline for a men’s kurta

**6 inch hoop**

Mirrored. Trace this page with an iron-on transfer pen or pencil, then press it ink side down on the fabric.




**1 in**
25.4 mm

Check square: 1 inch (25.4 mm) on each side.
If it measures anything else, print again at 100% with scaling off.



For your own stitching, gifts and handmade pieces you sell. Do not resell or share this PDF.