Wildflower bookmark

Sized for a 6 inch hoop (15 cm). The stitched design is about 1.8 × 5 in (4.6 × 12.7 cm).



Which color goes where.

Stitches

- **Satin stitch**, 2 strands
  Border band, outer border, border curls, border buds, harebell leaves, rose stem, harebell stem, rose bud cups, rose eyes, bell linings, and 3 more
- **Stem stitch**, 1 to 3 strands
  Inner border, leaf veins, rose leaf stalks, rose leaves, flower stalks, rose stalks, shell spiral
- **Fishbone stitch**, 2 strands
  Rose leaves
- **Long and short stitch**, 1 strand
  Rose petals, bells
- **Split stitch**, 1 strand
  Petal edges, bell edges, bell ribs, snail foot
- **Straight stitch**, 1 to 2 strands
  Stamens, sepals, pistils, snail horns
- **French knot**, 1 to 2 strands, two wraps
  Stamens, pistils, snail horns

Floss

- **DMC 3013 Light Khaki Green** Border band
- **DMC 154 Very Dark Grape**
  Outer border and border curls, bell linings (darkest)
- **DMC 782 Dark Topaz** Inner border
- **DMC 3820 Dark Straw**
  Stamens, snail shell, border buds and pistils
- **DMC 3362 Dark Pine Green**
  Harebell leaves (dark), rose leaves and rose bud cups (darker), sepals and bell caps
- **DMC 3363 Medium Pine Green**
  Harebell leaves (middle), rose bud cups (lighter)
- **DMC 935 Dark Avocado Green**
  Harebell stem, leaf veins and flower stalks
- **DMC 3364 Pine Green**
  Rose leaves (lighter), harebell leaves (light), rose eyes
- **DMC 3862 Dark Mocha Beige**
  Rose stem, snail foot, rose stalks, rose leaf stalks and snail horns
- **DMC 3716 Very Light Rose** Rose petals (middle)
- **DMC 961 Dark Dusty Rose**
  Rose petals (darkest), petal edges
- **DMC 962 Medium Dusty Rose** Rose petals (dark)
- **DMC 963 Ultra Very Light Dusty Rose**
  Rose petals (light)
- **DMC 3865 Winter White** Rose petals (lightest)
- **DMC 333 Very Dark Blue Violet**
  Bell edges, bells (darkest), bell linings (dark)
- **DMC 3747 Very Light Blue Violet** Bells (lightest)
- **DMC 3746 Dark Blue Violet**
  Bells (dark), bell ribs, bell linings (light)
- **DMC 340 Medium Blue Violet**
  Bells (middle), bell linings (lightest)
- **DMC 341 Light Blue Violet** Bells (light)
- **DMC 3863 Medium Mocha Beige** Snail
- **DMC 920 Medium Copper** Shell spiral

Three ways to transfer the pattern

1. **Fabric you can see through**
   Tape page 2 to a sunny window or lay it on a light box, tape the fabric over it and trace the lines with a sharp pencil or a water-soluble pen.
2. **Fabric you cannot see through**
   Lay dressmaker's carbon paper colored side down on the fabric with page 2 on top, tape the layers and trace the lines firmly with a ballpoint pen.
3. **Iron-on**
   Go over the lines of page 3, the mirrored page, with an iron-on transfer pen, lay it ink side down on the fabric and press with a dry iron.

Pages 2 and 3 are the pattern at actual size. Print them at 100% with scaling turned off.

For your own stitching, gifts and handmade pieces you sell. Do not resell or share this PDF or copies of it.

Wildflower bookmark

6 inch hoop

Print at 100% (actual size). Do not scale or fit to page. Check the square below with a ruler before you trace.



1 in
25.4 mm

Check square: 1 inch (25.4 mm) on each side.
If it measures anything else, print again at 100% with scaling off.

For your own stitching, gifts and handmade pieces you sell. Do not resell or share this PDF or copies of it.

Wildflower bookmark

6 inch hoop

Mirrored. Trace this page with an iron-on transfer pen or pencil, then press it ink side down on the fabric.



1 in
25.4 mm

Check square: 1 inch (25.4 mm) on each side.
If it measures anything else, print again at 100% with scaling off.

For your own stitching, gifts and handmade pieces you sell. Do not resell or share this PDF or copies of it.