Wildflower folk border

Sized for a 6 inch hoop (15 cm). The stitched design is about 4.7 × 1.7 in (11.9 × 4.3 cm).



Which color goes where.

Floss

- **DMC 919 Red Copper**
  Thistle tufts, wrens, baseline, clover heads, wren tails, daisy heart and bell clappers
- **DMC 3865 Winter White**
  Drops, daisy petals, vine buds, wren breasts, clover hearts and wren eyes
- **DMC 939 Very Dark Navy Blue**
  Vine, cup lattice, bluebell stem, daisy heart knots and clover stem and 4 more parts
- **DMC 3808 Ultra Very Dark Turquoise**
  Thistle leaves, clover leaves, bluebell leaves and daisy leaves
- **DMC 3761 Light Sky Blue**
  Bluebells, thistle cups, bluebell buds and wren wings

Stitches

- **Chain stitch**, 3 strands
  Baseline
- **Lazy daisy stitch**, 2 strands
  Drops
- **Stem stitch**, 2 to 3 strands
  Vine, daisy stem, clover stem, thistle stem, bluebell stem
- **Satin stitch**, 2 strands
  Daisy leaves, daisy petals, daisy heart, clover leaves, clover heads, clover hearts, thistle leaves, thistle tufts, thistle cups, and 9 more
- **French knot**, 1 to 2 strands, two wraps
  Daisy heart knots, bell clappers, wren eyes
- **Straight stitch**, 2 strands
  Cup lattice, wren legs

Three ways to transfer the pattern

1. **Fabric you can see through**
   Tape page 2 to a sunny window or lay it on a light box, tape the fabric over it and trace the lines with a sharp pencil or a water-soluble pen.
2. **Fabric you cannot see through**
   Lay dressmaker’s carbon paper colored side down on the fabric with page 2 on top, tape the layers and trace the lines firmly with a ballpoint pen.
3. **Iron-on**
   Go over the lines of page 3, the mirrored page, with an iron-on transfer pen, lay it ink side down on the fabric and press with a dry iron.

Pages 2 and 3 are the pattern at actual size. Print them at 100% with scaling turned off.

For your own stitching, gifts and handmade pieces you sell. Do not resell or share this PDF.

Wildflower folk border

6 inch hoop

Print at 100% (actual size). Do not scale or fit to page. Check the square below with a ruler before you trace.



1 in
25.4 mm

Check square: 1 inch (25.4 mm) on each side.
If it measures anything else, print again at 100% with scaling off.

For your own stitching, gifts and handmade pieces you sell. Do not resell or share this PDF.

Wildflower folk border

6 inch hoop

Mirrored. Trace this page with an iron-on transfer pen or pencil, then press it ink side down on the fabric.



1 in
25.4 mm

Check square: 1 inch (25.4 mm) on each side.
If it measures anything else, print again at 100% with scaling off.

For your own stitching, gifts and handmade pieces you sell. Do not resell or share this PDF.