Camellia in snow, Korean style bookmark

Sized for a 6 inch hoop (15 cm). The stitched design is about 1.8 × 4.9 in (4.6 × 12.4 cm).



Which color goes where.

Stitches

- **Long and short stitch**, 1 strand
  Snow drift, leaves, snow, twigs, branch, petals, bud, loose petal
- **Stem stitch**, 1 strand
  Leaf veins
- **Split stitch**, 1 strand
  Snow shadow, petal shadow lines
- **Satin stitch**, 2 strands
  Branch knot, flower throat, stamen column, sepals, knotted cord, tassel
- **Straight stitch**, 1 strand
  Stamen lines, tassel folds
- **French knot**, 1 to 2 strands, two wraps
  Stamen crown
- **Back stitch**, 2 strands
  Gold inner line, corner frets
- **Couching**, 6 strands
  Crimson frame
- **Padded satin stitch**, 2 strands
  Cord knot, jade bead, tassel cap

Floss

- **DMC 931 Medium Antique Blue**
  Snow drift (darkest), snow shadow
- **DMC 3752 Very Light Antique Blue**
  Snow drift (dark)
- **DMC 3753 Ultra Very Light Antique Blue**
  Snow drift (light)
- **DMC B5200 Snow White** Snow drift (lightest), snow
- **DMC 986 Very Dark Forest Green** Leaves (dark)
- **DMC 989 Forest Green** Leaves (light), jade bead
- **DMC 3348 Light Yellow Green** Leaf veins
- **DMC 988 Medium Forest Green** Leaves (middle)
- **DMC 434 Light Brown** Branch and twigs (middle)
- **DMC 436 Tan** Branch and twigs (light)
- **DMC 801 Dark Coffee Brown**
  Branch and twigs (dark), branch knot
- **DMC 814 Dark Garnet**
  Petals (darkest), petal shadow lines and flower throat
- **DMC 498 Dark Red**
  Petals (dark), tassel folds, bud and loose petal (darkest)
- **DMC 3706 Medium Melon**
  Petals, bud and loose petal (lightest)
- **DMC 321 Red**
  Petals (middle dark), crimson frame (darker), knotted cord and tassel and 2 more parts
- **DMC 666 Bright Red**
  Petals (middle light), cord knot, bud and loose petal (middle)
- **DMC 3705 Dark Melon**
  Petals, bud and loose petal (light)
- **DMC 746 Off White** Stamen column
- **DMC 783 Medium Topaz**
  Stamen lines, stamen crown (darker)
- **DMC 3820 Dark Straw**
  Gold inner line, corner frets and tassel cap, crimson frame and stamen crown (lighter)
- **DMC 3362 Dark Pine Green** Sepals (darker)
- **DMC 3053 Green Gray** Sepals (lighter)

Three ways to transfer the pattern

1. **Fabric you can see through**
   Tape page 2 to a sunny window or lay it on a light box, tape the fabric over it and trace the lines with a sharp pencil or a water-soluble pen.
2. **Fabric you cannot see through**
   Lay dressmaker's carbon paper colored side down on the fabric with page 2 on top, tape the layers and trace the lines firmly with a ballpoint pen.
3. **Iron-on**
   Go over the lines of page 3, the mirrored page, with an iron-on transfer pen, lay it ink side down on the fabric and press with a dry iron.

Pages 2 and 3 are the pattern at actual size. Print them at 100% with scaling turned off.

For your own stitching, gifts and handmade pieces you sell. Do not resell or share this PDF.

Camellia in snow, Korean style bookmark

6 inch hoop

Print at 100% (actual size). Do not scale or fit to page. Check the square below with a ruler before you trace.



1 in
25.4 mm

Check square: 1 inch (25.4 mm) on each side.
If it measures anything else, print again at 100% with scaling off.

For your own stitching, gifts and handmade pieces you sell. Do not resell or share this PDF.

Camellia in snow, Korean style bookmark

6 inch hoop

Mirrored. Trace this page with an iron-on transfer pen or pencil, then press it ink side down on the fabric.



1 in
25.4 mm

Check square: 1 inch (25.4 mm) on each side.
If it measures anything else, print again at 100% with scaling off.

For your own stitching, gifts and handmade pieces you sell. Do not resell or share this PDF.