York rose in a stained glass sun

Sized for a 6 inch hoop (15 cm). The stitched design is about 4.7 × 4.7 in (11.9 × 11.9 cm).



Which color goes where: by number on page 2.
Fabric: charcoal cotton or linen.

Stitch in this order

Filled parts from the back of the picture forward, then knots.

1. **Satin stitch**, 2 strands
   Rose petals, turned petal lips, sepals, straight rays, flame rays, dusk blue glass, cobalt glass, window rim, rim jewels
2. **French knot**, 2 strands, two wraps
   Rose heart

Three ways onto dark fabric

1. **Light shines through it**
   Lay page 3 on a bright light box, tape the fabric over it and trace the lines with a white marking pencil or pen.
2. **No light shines through**
   Print page 3 on a sticky wash-away sheet, smooth it onto fabric that can be washed, stitch through both and rinse it away.
3. **White or yellow carbon paper**
   Lay it colored side down on the fabric with page 3 on top, tape the layers and trace firmly with a ballpoint pen. Go over a faint line with a white pencil.

Page 3 is the pattern at actual size (page 4 is its mirror, for an iron-on pen on a light fabric). Print it at 100% with scaling turned off. Then put the fabric in the hoop: inner ring under, drawing up, tight as a drum.

Floss

- **1 DMC 415 Pearl Gray**
  Rose petals (darkest), turned petal lips (dark)
- **2 DMC 762 Very Light Pearl Gray**
  Rose petals (dark), turned petal lips (light)
- **3 DMC 3865 Winter White**
  Turned petal lips (lightest), rose petals (middle)
- **4 DMC 746 Off White** Rose petals (lightest)
- **5 DMC 3078 Very Light Golden Yellow**
  Rose petals and rose heart (light), straight rays (lightest)
- **6 DMC 318 Light Steel Gray**
  Turned petal lips (darkest)
- **7 DMC 989 Forest Green** Sepals (middle)
- **8 DMC 987 Dark Forest Green** Sepals (dark)
- **9 DMC 3348 Light Yellow Green** Sepals (light)
- **10 DMC 727 Very Light Topaz**
  Straight rays (light), flame rays (lightest)
- **11 DMC 782 Dark Topaz**
  Flame rays and straight rays (darkest)
- **12 DMC 783 Medium Topaz**
  Flame rays and straight rays (dark)
- **13 DMC 725 Medium Light Topaz**
  Flame rays (light), straight rays (middle)
- **14 DMC 794 Light Cornflower Blue**
  Dusk blue glass (middle)
- **15 DMC 793 Medium Cornflower Blue**
  Dusk blue glass (dark)
- **16 DMC 800 Pale Delft Blue**
  Dusk blue glass (light)
- **17 DMC 796 Dark Royal Blue**
  Cobalt glass (dark), window rim (darker)
- **18 DMC 820 Very Dark Royal Blue**
  Cobalt glass (darkest)
- **19 DMC 797 Royal Blue**
  Window rim (lighter), cobalt glass (light)
- **20 DMC 798 Dark Delft Blue**
  Cobalt glass (lightest)
- **21 DMC 815 Medium Garnet** Rim jewels (darker)
- **22 DMC 3831 Dark Raspberry**
  Rim jewels (lighter)
- **23 DMC 3827 Pale Golden Brown**
  Rose heart (middle)
- **24 DMC 976 Medium Golden Brown**
  Rose heart (dark)

For your own stitching, gifts and handmade pieces you sell. Do not resell or share this PDF or copies of it.

York rose in a stained glass sun

6 inch hoop

How to read it

Floss is six strands. Cut 18 inches (45 cm), pull out the number given one at a time, and lay them together.

Inside a filled shape start with two or three tiny stitches, which the filling covers. Start a line with a small knot on the back. End each thread by running the needle under the backs of a few stitches.

Each small ring is one French knot. A fine broken line inside a shape is where two shades meet: trace it, do not stitch it.

A number on the picture is a color of the list of floss on page 1. The fine lines on the colors show which way the stitches lie.

Every stitch in pictures: flossfield.com/embroidery/stitches. The first time: flossfield.com/embroidery/guides/how-to-start.



1	DMC 415 Pearl Gray	9	DMC 3348 Light Yellow Green	17	DMC 796 Dark Royal Blue
2	DMC 762 Very Light Pearl Gray	10	DMC 727 Very Light Topaz	18	DMC 820 Very Dark Royal Blue
3	DMC 3865 Winter White	11	DMC 782 Dark Topaz	19	DMC 797 Royal Blue
4	DMC 746 Off White	12	DMC 783 Medium Topaz	20	DMC 798 Dark Delft Blue
5	DMC 3078 Very Light Golden Yellow	13	DMC 725 Medium Light Topaz	21	DMC 815 Medium Garnet
6	DMC 318 Light Steel Gray	14	DMC 794 Light Cornflower Blue	22	DMC 3831 Dark Raspberry
7	DMC 989 Forest Green	15	DMC 793 Medium Cornflower Blue	23	DMC 3827 Pale Golden Brown
8	DMC 987 Dark Forest Green	16	DMC 800 Pale Delft Blue	24	DMC 976 Medium Golden Brown

For your own stitching, gifts and handmade pieces you sell. Do not resell or share this PDF or copies of it.

York rose in a stained glass sun

6 inch hoop

Print at 100% and check the square below with a ruler. Fold the fabric in four: the folds meet the four ticks of the ring.



1 in
25.4 mm

Check square: 1 inch (25.4 mm) on each side.
If it measures anything else, print again at 100% with scaling off.

For your own stitching, gifts and handmade pieces you sell. Do not resell or share this PDF or copies of it.

York rose in a stained glass sun

6 inch hoop

Mirrored. Trace this page with an iron-on transfer pen or pencil, then press it ink side down on the fabric.



1 in
25.4 mm

Check square: 1 inch (25.4 mm) on each side.
If it measures anything else, print again at 100% with scaling off.

For your own stitching, gifts and handmade pieces you sell. Do not resell or share this PDF or copies of it.