Easy ballerina from behind

Needlepoint pattern | 90 x 126 stitches | 5 x 7 in (12.7 x 17.8 cm) on 18 mesh | 7 colors



How to read the chart



1. Each square is one tent stitch, up at 1, down at 2: basketweave for the background, continental for lines.
2. Bind the edges. Cut 18 in of thread; start and end it without a knot left behind.
3. Mark the middle of the canvas. It is the outlined square on page 2 (DMC 154): start there. Count threads, not holes.
4. Picture first, then border, background last. Gray squares are on two pages: stitch them once.
5. A heavier line stands every ten squares: count by them.
6. When it is done, block it square.

flossfield.com/needlepoint/guides/how-to-read-a-chart/

You will need

Canvas: blank mono canvas, 18 mesh (18 threads to the inch), cut 9 x 11 in (22.9 x 27.9 cm).

Needle: tapestry, size 22. Also masking tape for the cut edges, and small scissors.

Thread: six-strand floss, 4 strands in the needle (5 or 6 if canvas shows), about 13 skeins in all (an estimate).

Frame it: acid-free board and a frame.
How to frame needlepoint.

Thread list

			stitches	skeins of floss
●	**DMC 154**	Very Dark Grape	4,198	4
■	**DMC 3834**	Dark Grape	1,926	2
▲	**DMC 3821**	Straw	1,836	2
◆	**DMC 746**	Off White	1,587	2
▼	**DMC 3832**	Medium Raspberry	744	1
★	**DMC 3354**	Light Dusty Rose	655	1
❖	**DMC 433**	Medium Brown	394	1

Skeins are estimates: the thread a stitch takes on the front and back of 18 mesh canvas, plus 30 percent, rounded up for each color.
Thread colors are approximate screen matches to DMC numbers. Check against real thread before you buy.
For your own stitching, gifts and handmade pieces you sell. Do not resell or share this PDF or copies of it.

Easy ballerina from behind

Needlepoint pattern

Chart 1 of 2: columns 1 to 90, rows 1 to 63. Start at the red outline

This page is the dark part of the chart



Key

- **DMC 154** Very Dark Grape
- **DMC 3834** Dark Grape
- **DMC 3821** Straw
- **DMC 746** Off White
- **DMC 3832** Medium Raspberry
- **DMC 3354** Light Dusty Rose
- **DMC 433** Medium Brown

Easy ballerina from behind

Needlepoint pattern

This page is the dark part of the chart

Chart 2 of 2: columns 1 to 90, rows 64 to 126. Gray squares repeat rows 62 and 63: do not stitch them twice



Key

- **DMC 154** Very Dark Grape
- **DMC 3834** Dark Grape
- **DMC 3821** Straw
- **DMC 746** Off White
- **DMC 3832** Medium Raspberry
- **DMC 3354** Light Dusty Rose