Art Deco bookshop

Needlepoint pattern | 90 x 126 stitches | 5 x 7 in (12.7 x 17.8 cm) on 18 mesh | 14 colors



How to stitch it



1. Each square is one tent stitch, up at 1, down at 2. Lines in continental, right to left, the canvas upside down for the next row; wide areas in basketweave.
2. Cut 18 in of thread. Start and end it without a knot left behind.
3. Mark the middle of the canvas. It is the outlined square on page 2, column 45, row 63 (DMC 3822): start there. Count threads, not holes.
4. Go on from it: picture first, background last. Gray squares are on two pages: stitch them once.
5. When it is done, block it square.

First time? How to needlepoint: flossfield.com/needlepoint/guides/how-to-start/
How to read a chart: flossfield.com/needlepoint/guides/how-to-read-a-chart/

What you need

Canvas: blank mono canvas, 18 mesh (18 threads to the inch), cut 9 in wide x 11 in high (22.9 x 27.9 cm).

Needle: blunt tapestry, size 22. Also masking tape for the cut edges, and small scissors.

Thread: six-strand floss, 14 colors, about 18 skeins in all (an estimate). Stitch with 4 strands (5 or 6 if canvas shows).

Frame it: acid-free board and a frame.
How to frame needlepoint.

Thread list, DMC

			stitches	skeins
●	**783**	Medium Topaz	2,062	2
□	**336**	Navy Blue	1,564	2
△	**939**	Very Dark Navy Blue	1,528	2
◆	**310**	Black	1,513	2
▼	**3822**	Light Straw	1,123	1
★	**3848**	Medium Teal Green	892	1
❖	**3847**	Dark Teal Green	834	1
X	**712**	Cream	522	1
H	**351**	Coral	368	1
+	**3823**	Ultra Pale Yellow	288	1
=	**780**	Ultra Very Dark Topaz	256	1
Z	**817**	Very Dark Coral Red	182	1
A	**3849**	Light Teal Green	154	1
V	**3834**	Dark Grape	54	1

Skeins are estimates: the thread a stitch takes on the front and back of 18 mesh canvas, plus 30 percent, rounded up for each color.
Thread colors are approximate screen matches to DMC numbers. Check against real thread before you buy.
For your own stitching, gifts and handmade pieces you sell. Do not resell or share this PDF or copies of it.

Art Deco bookshop

Needlepoint pattern

Columns 1 to 90, rows 1 to 68. Start at the red outline

This page is the dark part of the chart



Key

- DMC 783 Medium Topaz
- DMC 336 Navy Blue
- DMC 939 Very Dark Navy Blue
- DMC 310 Black
- DMC 3822 Light Straw
- DMC 3848 Medium Teal Green
- DMC 3847 Dark Teal Green
- DMC 712 Cream
- DMC 351 Coral
- DMC 817 Very Dark Coral Red
- DMC 3849 Light Teal Green

Art Deco bookshop

Needlepoint pattern

Columns 1 to 90, rows 69 to 126. Gray squares: charted already, do not stitch again

This page is the dark part of the chart



Key

- ● **DMC 783** Medium Topaz
- ■ **DMC 336** Navy Blue
- ▲ **DMC 939** Very Dark Navy Blue
- ◆ **DMC 310** Black
- ▼ **DMC 3822** Light Straw
- ★ **DMC 3848** Medium Teal Green
- ❖ **DMC 3847** Dark Teal Green
- X **DMC 712** Cream
- H **DMC 351** Coral
- \+ **DMC 3823** Ultra Pale Yellow
- = **DMC 780** Ultra Very Dark Topaz
- Z **DMC 817** Very Dark Coral Red
- A **DMC 3849** Light Teal Green
- V **DMC 3834** Dark Grape