Silver camper in the desert

Needlepoint pattern | 90 x 126 stitches | 5 x 7 in (12.7 x 17.8 cm) on 18 mesh | 20 colors



How to stitch it



1. Each square is one tent stitch, up at 1, down at 2. Lines in continental, right to left, the canvas upside down for the next row; wide areas in basketweave.
2. Cut 18 in of thread. Start and end it without a knot left behind.
3. Mark the middle of the canvas. It is the outlined square on page 2, column 45, row 63 (DMC 745): start there. Count threads, not holes.
4. Go on from it: picture first, background last. Gray squares are on two pages: stitch them once.
5. When it is done, block it square.

First time? How to needlepoint: flossfield.com/needlepoint/guides/how-to-start/
How to read a chart: flossfield.com/needlepoint/guides/how-to-read-a-chart/

What you need

Canvas: blank mono canvas, 18 mesh (18 threads to the inch), cut 9 in wide x 11 in high (22.9 x 27.9 cm).

Needle: blunt tapestry, size 22. Also masking tape for the cut edges, and small scissors.

Thread: six-strand floss, 20 colors, about 21 skeins in all (an estimate). Stitch with 4 strands (5 or 6 if canvas shows).

Frame it: acid-free board and a frame.
How to frame needlepoint.

Thread list, DMC

			stitches	skeins				stitches	skeins
●	**3834**	Dark Grape	1,893	2	=	**563**	Light Jade	444	1
■	**742**	Light Tangerine	983	1	Z	**402**	Very Light Mahogany	442	1
▲	**561**	Very Dark Jade	957	1	A	**154**	Very Dark Grape	428	1
◆	**351**	Coral	777	1	V	**721**	Medium Orange Spice	410	1
▼	**562**	Medium Jade	690	1	T	**414**	Dark Steel Gray	322	1
★	**3776**	Light Mahogany	683	1	N	**327**	Dark Violet	284	1
❖	**745**	Light Pale Yellow	655	1	S	**3835**	Medium Grape	223	1
X	**718**	Plum	644	1	K	**415**	Pearl Gray	207	1
H	**301**	Medium Mahogany	518	1	E	**3849**	Light Teal Green	136	1
+	**BLANC**	White	518	1	C	**3841**	Pale Baby Blue	126	1

Skeins are estimates: the thread a stitch takes on the front and back of 18 mesh canvas, plus 30 percent, rounded up for each color.
Thread colors are approximate screen matches to DMC numbers. Check against real thread before you buy.
For your own stitching, gifts and handmade pieces you sell. Do not resell or share this PDF or copies of it.

Silver camper in the desert

Needlepoint pattern

Columns 1 to 90, rows 1 to 67. Start at the red outline

This page is the dark part of the chart



Key

- **DMC 3834** Dark Grape
- **DMC 742** Light Tangerine
- **DMC 561** Very Dark Jade
- **DMC 351** Coral
- **DMC 562** Medium Jade
- **DMC 745** Light Pale Yellow
- **DMC 718** Plum
- **DMC BLANC** White
- **DMC 563** Light Jade
- **DMC 721** Medium Orange Spice
- **DMC 327** Dark Violet
- **DMC 3835** Medium Grape

Silver camper in the desert

Needlepoint pattern

Columns 1 to 90, rows 68 to 126. Gray squares: charted already, do not stitch again

This page is the dark part of the chart



Key

- **DMC 3834** Dark Grape
- **DMC 742** Light Tangerine
- **DMC 561** Very Dark Jade
- **DMC 351** Coral
- **DMC 562** Medium Jade
- **DMC 3776** Light Mahogany
- **DMC 745** Light Pale Yellow
- **DMC 718** Plum
- **DMC 301** Medium Mahogany
- **DMC BLANC** White
- **DMC 563** Light Jade
- **DMC 402** Very Light Mahogany
- **DMC 154** Very Dark Grape
- **DMC 414** Dark Steel Gray
- **DMC 327** Dark Violet
- **DMC 3835** Medium Grape
- **DMC 415** Pearl Gray
- **DMC 3849** Light Teal Green
- **DMC 3841** Pale Baby Blue