Cigarette pack case for plastic mesh

Needlepoint pattern | 131 x 113 stitches | 9.4 x 8.1 in (23.8 x 20.5 cm) on 14 mesh | 9 colors



How to stitch it



1. Each square is one tent stitch, up at 1, down at 2. Lines in continental, right to left, the canvas upside down for the next row; wide areas in basketweave.
2. Cut 18 in of thread. Start and end it without a knot left behind.
3. Mark the middle of the canvas. It is the outlined square on page 2, column 66, row 57 (DMC 3820): start there. Count threads, not holes.
4. Go on from it: picture first, background last. Gray squares are on two pages: stitch them once. Empty squares stay bare.
5. When it is done, block it square.

First time? How to needlepoint: flossfield.com/needlepoint/guides/how-to-start/
How to read a chart: flossfield.com/needlepoint/guides/how-to-read-a-chart/

What you need

On plastic canvas: a piece of 132 by 114 holes, with yarn or floss matched to the list by eye.

Canvas: blank mono canvas, 14 mesh (14 threads to the inch), cut 13.5 in wide x 12.5 in high (34.3 x 31.8 cm).

Needle: blunt tapestry, size 20. Also masking tape for the cut edges, and small scissors.

Thread: six-strand floss, 9 colors, about 11 skeins in all (an estimate). Stitch with 6 strands (7 if canvas shows).

Make it a brick cover or a doorstop: a brick, thin batting or flannel to wrap it, felt for the bottom and strong thread. Measure your own brick, wrapped, before you stitch the edge, and stitch one extra row along the whole edge: the seams take it.
How to make a brick cover.

Thread list

			stitches	skeins of floss
●	**DMC 939**	Very Dark Navy Blue	1,280	2
■	**DMC 336**	Navy Blue	1,242	2
▲	**DMC 3820**	Dark Straw	707	1
◆	**DMC 349**	Dark Coral	580	1
▼	**DMC 746**	Off White	474	1
★	**DMC 3849**	Light Teal Green	452	1
❖	**DMC 352**	Light Coral	256	1
X	**DMC 964**	Light Seagreen	120	1
H	**DMC 815**	Medium Garnet	88	1

Skeins are estimates: the thread a stitch takes on the front and back of 14 mesh canvas, plus 30 percent, rounded up for each color.
Thread colors are approximate screen matches to DMC numbers. Check against real thread before you buy.
For your own stitching, gifts and handmade pieces you sell. Do not resell or share this PDF or copies of it.

Cigarette pack case for plastic mesh

Needlepoint pattern

Columns 1 to 66, rows 1 to 64. Start at the red outline

This page is the dark part of the chart



Key

- DMC 939 Very Dark Navy Blue
- DMC 336 Navy Blue
- DMC 3820 Dark Straw
- DMC 349 Dark Coral
- DMC 746 Off White
- DMC 3849 Light Teal Green
- DMC 352 Light Coral
- DMC 964 Light Seagreen
- DMC 815 Medium Garnet

Cigarette pack case for plastic mesh

Needlepoint pattern

Columns 67 to 131, rows 1 to 64. Gray squares: charted already, do not stitch again

This page is the dark part of the chart



Key

- **DMC 939** Very Dark Navy Blue
- **DMC 336** Navy Blue
- **DMC 3820** Dark Straw
- **DMC 349** Dark Coral
- **DMC 746** Off White
- **DMC 3849** Light Teal Green
- **DMC 352** Light Coral
- **DMC 964** Light Seagreen
- **DMC 815** Medium Garnet

Cigarette pack case for plastic mesh

Needlepoint pattern

This page is the dark part of the chart

Columns 50 to 82, rows 65 to 113. Gray squares: charted already, do not stitch again



Key

- **DMC 939** Very Dark Navy Blue
- **DMC 336** Navy Blue
- **DMC 3820** Dark Straw
- **DMC 349** Dark Coral
- **DMC 746** Off White
- **DMC 3849** Light Teal Green
- **DMC 352** Light Coral
- **DMC 964** Light Seagreen
- **DMC 815** Medium Garnet