Computer chip in gold and green

Needlepoint pattern | 130 x 130 stitches | 10 x 10 in (25.4 x 25.4 cm) on 13 mesh | 9 colors



How to stitch it



1. Each square is one tent stitch, up at 1, down at 2. Lines in continental, right to left, the canvas upside down for the next row; wide areas in basketweave.
2. Cut 18 in of thread. Start and end it without a knot left behind.
3. Mark the middle of the canvas. It is the outlined square on page 2, column 65, row 65 (DMC 712): start there. Count threads, not holes.
4. Go on from it: picture first, background last. Gray squares are on two pages: stitch them once.
5. Last, two more rows all round in DMC 310: the seam hides them.

First time? How to needlepoint: flossfield.com/needlepoint/guides/how-to-start/
How to read a chart: flossfield.com/needlepoint/guides/how-to-read-a-chart/

What you need

Canvas: blank mono canvas, 13 mesh (13 threads to the inch), cut 14.5 in square (36.8 cm).

Needle: blunt tapestry, size 20. Also masking tape for the cut edges, and small scissors.

Thread: six-strand floss, 9 colors, about 31 skeins in all (an estimate). Stitch with 7 strands (8 if canvas shows).

Make it a pillow: backing fabric, an insert the size of the stitching or an inch larger, and cord or piping for the edge. How to finish a pillow.

Thread list

			stitches	skeins of floss
●	**DMC 310**	Black	4,972	9
■	**DMC 909**	Very Dark Emerald Green	3,712	6
▲	**DMC 729**	Medium Old Gold	3,164	5
◆	**DMC 564**	Very Light Jade	1,852	3
▼	**DMC 890**	Ultra Dark Pistachio Green	1,840	3
★	**DMC 782**	Dark Topaz	848	2
❖	**DMC 3822**	Light Straw	416	1
X	**DMC 562**	Medium Jade	80	1
H	**DMC 712**	Cream	16	1

Skeins are estimates, with the two extra rows: the thread a stitch takes on the front and back of 13 mesh canvas, plus 30 percent, rounded up for each color.

Thread colors are approximate screen matches to DMC numbers. Check against real thread before you buy.

For your own stitching, gifts and handmade pieces you sell. Do not resell or share this PDF or copies of it.

Computer chip in gold and green Needlepoint pattern

Columns 1 to 69, rows 1 to 69. Start at the red outline

This page is the dark part of the chart

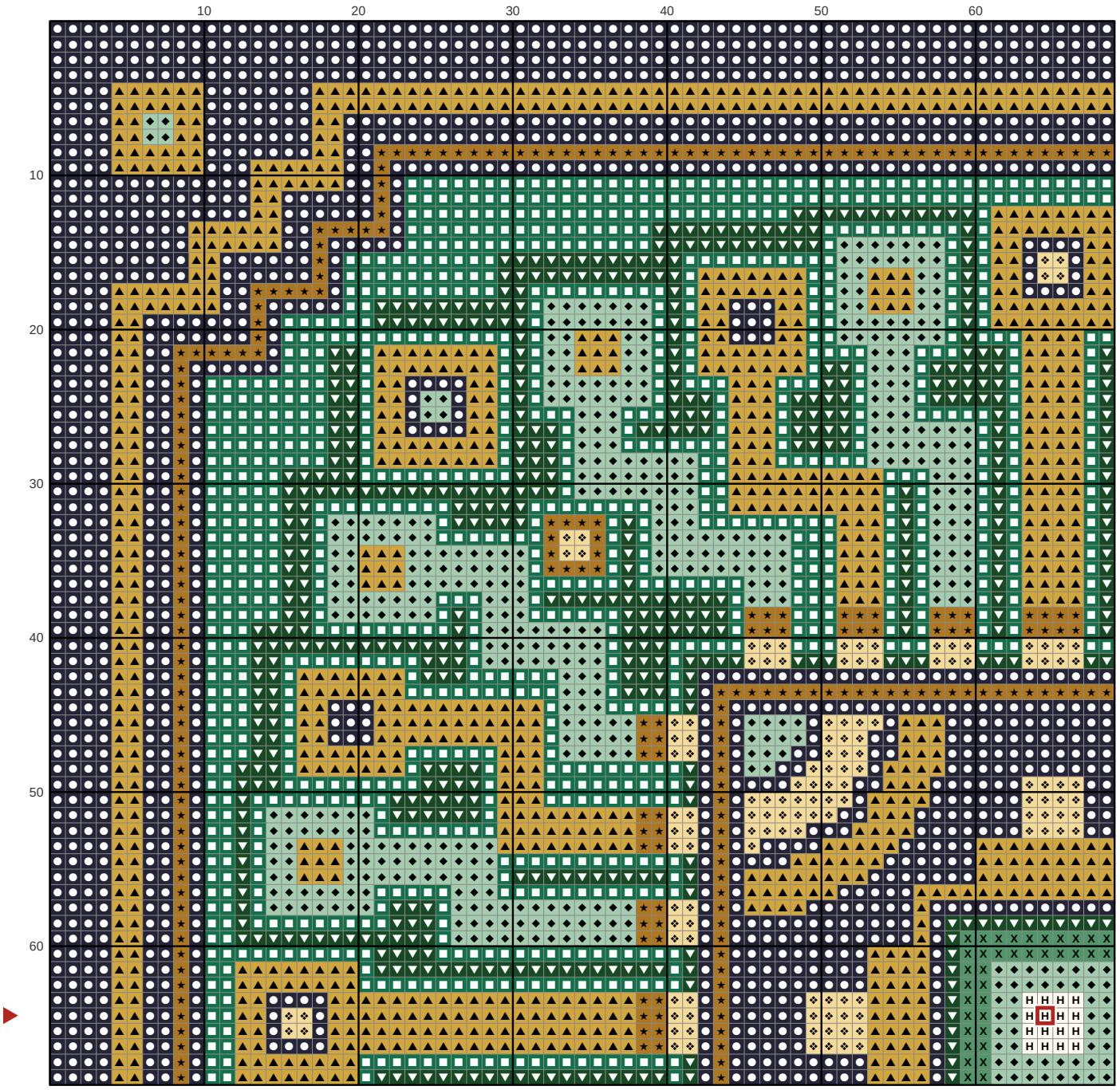

Key

- **DMC 310** Black
- **DMC 909** Very Dark Emerald Green
- **DMC 729** Medium Old Gold
- **DMC 564** Very Light Jade
- **DMC 890** Ultra Dark Pistachio Green
- **DMC 782** Dark Topaz
- **DMC 3822** Light Straw
- **DMC 562** Medium Jade
- **DMC 712** Cream

Computer chip in gold and green Needlepoint pattern

Columns 70 to 130, rows 1 to 69. Gray squares: charted already, do not stitch again

This page is the dark part of the chart

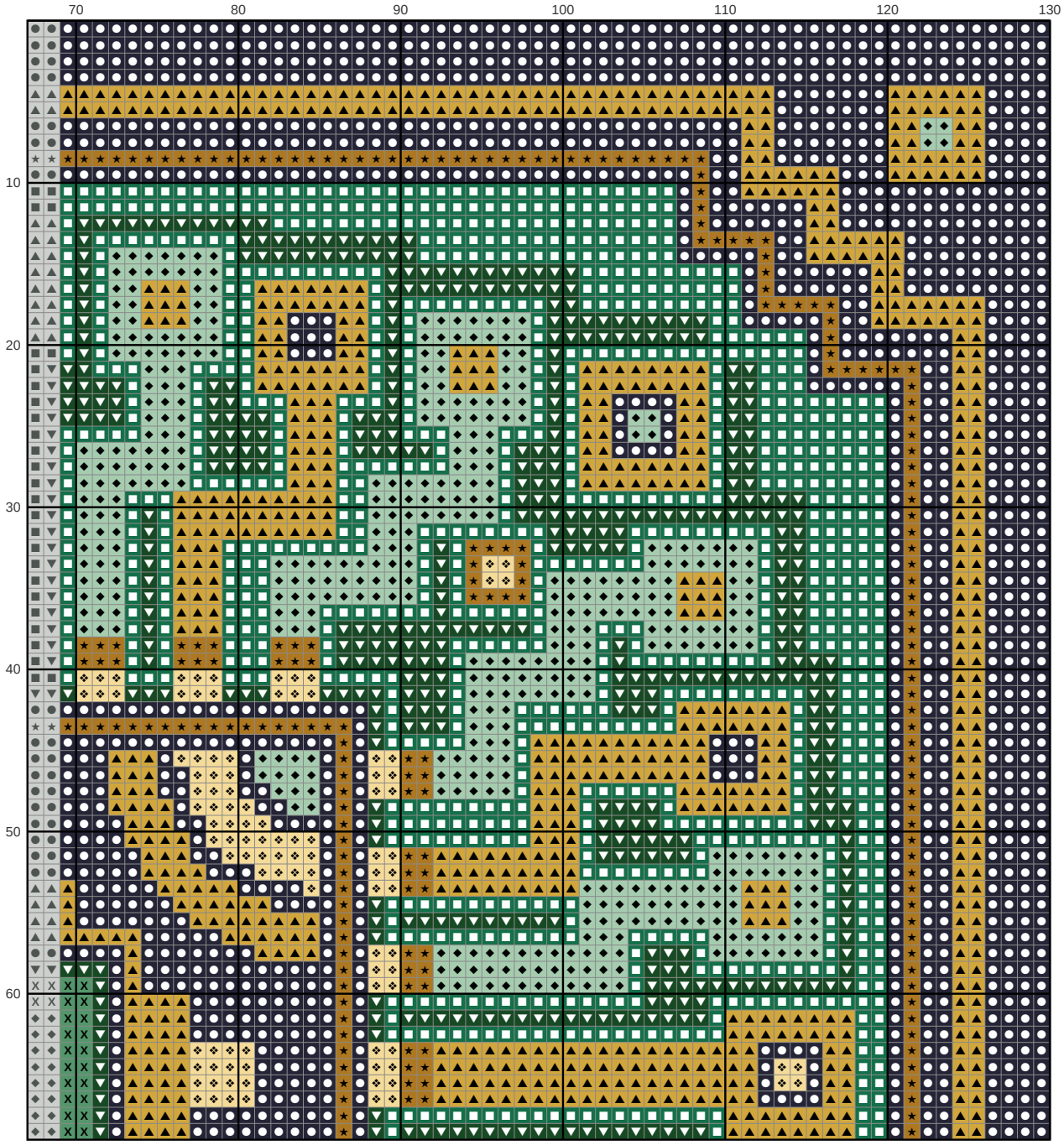

Key

- DMC 310 Black
- DMC 909 Very Dark Emerald Green
- DMC 729 Medium Old Gold
- DMC 564 Very Light Jade
- DMC 890 Ultra Dark Pistachio Green
- DMC 782 Dark Topaz
- DMC 3822 Light Straw
- DMC 562 Medium Jade

Computer chip in gold and green Needlepoint pattern

Columns 1 to 69, rows 70 to 130. Gray squares: charted already, do not stitch again

This page is the dark part of the chart



Key

- **DMC 310** Black
- **DMC 909** Very Dark Emerald Green
- **DMC 729** Medium Old Gold
- **DMC 564** Very Light Jade
- **DMC 890** Ultra Dark Pistachio Green
- **DMC 782** Dark Topaz
- **DMC 3822** Light Straw
- **DMC 562** Medium Jade

Computer chip in gold and green Needlepoint pattern

Columns 70 to 130, rows 70 to 130. Gray squares: charted already, do not stitch again

This page is the dark part of the chart



Key

- **DMC 310** Black
- **DMC 909** Very Dark Emerald Green
- **DMC 729** Medium Old Gold
- **DMC 564** Very Light Jade
- **DMC 890** Ultra Dark Pistachio Green
- **DMC 782** Dark Topaz
- **DMC 3822** Light Straw
- **DMC 562** Medium Jade