Flame stitch purse in jade and gold

Needlepoint pattern | 126 x 72 canvas threads | 7 x 4 in (17.8 x 10.2 cm) on 18 mesh | 10 colors



Thread key

			squares	yards	skeins of pearl
●	**DMC 310**	Black	2,016	10	1
■	**DMC 500**	Very Dark Blue Green	1,008	5	1
▲	**DMC 3816**	Celadon Green	1,008	5	1
◆	**DMC 3813**	Light Blue Green	1,008	5	1
▼	**DMC 225**	Ultra Very Light Shell Pink	1,008	5	1
★	**DMC 3820**	Dark Straw	1,008	5	1
❖	**DMC 910**	Dark Emerald Green	504	3	1
X	**DMC 3817**	Light Celadon Green	504	3	1
O	**DMC 712**	Cream	504	3	1
+	**DMC 3779**	Very Light Rosewood	504	3	1

Each upright stitch covers 4 canvas threads; some along the top and bottom edges are shorter, to end at the edge. One chart square is one canvas thread, and each outlined bar is one stitch, with its symbol in the middle.

Cut the canvas at least 11 x 8 in (27.9 x 20.3 cm) for 18 mesh: the design and 2 in (5.1 cm) of margin on every side.

9,072 chart squares stitched in all. Start from the center: a red arrow above the chart marks the center column, and one to the left of it the center row. The arrows are on the pages those lines cross.

The chart is divided evenly over 2 pages. Where chart pages join, gray squares repeat two columns. The small picture at the top of each chart page shows which part it is.

Thread: pearl cotton size 5, 1 strand in the needle on 18 mesh, about 10 skeins of 27.3 yd in all. Or six-strand floss, 4 to 6 strands, about 11 skeins of 8.7 yd; or Persian wool, 1 strand, about 10 skeins of 8 yd. Wool is numbered differently: match it by eye. Needle: tapestry, size 22.

Yards and skeins are estimates: the thread a stitch takes on the front and back of 18 mesh canvas, plus 30 percent, rounded up for each color (about 47 yards in all, as the thread lies in the needle).

Thread colors are approximate screen matches to DMC numbers. Check against real thread before you buy.

When it is stitched: also have a finisher, or the fabric and cord to make it up yourself. Ask before you stitch the edge: some finishes take extra rows, which are worked in tent stitch, outside the pattern. "Ways to finish needlepoint" is a guide linked from this pattern's page.

For your own stitching, gifts and handmade pieces you sell. Do not resell or share this PDF or copies of it.

Flame stitch purse in jade and gold

Needlepoint pattern

Chart 1 of 2: columns 1 to 63, rows 1 to 72

This page is the dark part of the chart



Key

- **DMC 310** Black
- **DMC 500** Very Dark Blue Green
- **DMC 3816** Celadon Green
- **DMC 3813** Light Blue Green
- **DMC 225** Ultra Very Light Shell Pink
- **DMC 3820** Dark Straw
- **DMC 910** Dark Emerald Green
- **DMC 3817** Light Celadon Green
- **DMC 712** Cream
- **DMC 3779** Very Light Rosewood

Flame stitch purse in jade and gold

Needlepoint pattern

This page is the dark part of the chart

Chart 2 of 2: columns 64 to 126, rows 1 to 72; gray squares repeat columns 62 and 63



Key

- **DMC 310** Black
- **DMC 500** Very Dark Blue Green
- **DMC 3816** Celadon Green
- **DMC 3813** Light Blue Green
- **DMC 225** Ultra Very Light Shell Pink
- **DMC 3820** Dark Straw
- **DMC 910** Dark Emerald Green
- **DMC 3817** Light Celadon Green
- **DMC 712** Cream
- **DMC 3779** Very Light Rosewood