Flamingo cummerbund in black and gold

Needlepoint pattern | 240 x 72 stitches | 13.3 x 4 in (33.9 x 10.2 cm) on 18 mesh | 13 colors



Thread key, DMC

			stitches	yards	skeins
●	**310**	Black	8,636	60	7
■	**783**	Medium Topaz	2,292	16	2
▲	**3822**	Light Straw	1,360	10	2
◆	**563**	Light Jade	928	7	1
▼	**352**	Light Coral	916	7	1
★	**562**	Medium Jade	624	5	1
❖	**561**	Very Dark Jade	464	4	1
X	**3706**	Medium Melon	456	4	1
O	**350**	Medium Coral	368	3	1
+	**347**	Very Dark Salmon	344	3	1
=	**353**	Peach	344	3	1
Z	**780**	Ultra Very Dark Topaz	336	3	1
A	**948**	Very Light Peach	212	2	1

One chart square is one tent stitch over one canvas intersection.

The chart shows 2 repeats; one repeat is 120 x 72 stitches. The pattern can be carried on to any size.

For this sample, cut the canvas at least 17.3 x 8 in (44 x 20.3 cm) for 18 mesh: what is charted and 2 in (5.1 cm) of margin on every side.

17,280 stitches in this sample. Start from the center: a red arrow above the chart marks the center column, and one to the left of it the center row. The arrows are on the pages those lines cross.

The chart is divided evenly over 3 pages. Pages 2, 3 and 4 are turned on their side, for a part that is wider than it is tall. Where chart pages join, gray squares repeat two columns. The small picture at the top of each chart page shows which part it is.

Thread for this sample: six-strand floss, 4 to 6 strands in the needle on 18 mesh (counted at 6), about 21 skeins of 8.7 yd in all. Or pearl cotton size 5, 1 strand, about 15 skeins of 27.3 yd; or Persian wool, 1 strand, about 15 skeins of 8 yd. Wool is numbered differently: match it by eye. Needle: tapestry, size 22.

Yards and skeins are estimates: the thread a stitch takes on the front and back of 18 mesh canvas, plus 30 percent, rounded up for each color (about 127 yards in all, as the thread lies in the needle).

Thread colors are approximate screen matches to DMC numbers. Check against real thread before you buy.

When it is stitched: also have a finisher, or the fabric and cord to make it up yourself. Ask before you stitch the edge: some finishes take extra rows. "Ways to finish needlepoint" is a guide linked from this pattern's page.

For your own stitching, gifts and handmade pieces you sell. Do not resell or share this PDF or copies of it.

Flamingo cummerbund in black and gold

Needlepoint pattern

This page is the dark part of the chart

Chart 1 of 3: columns 1 to 80, rows 1 to 72



Key

- DMC 310 Black
- DMC 783 Medium Topaz
- DMC 3822 Light Straw
- DMC 563 Light Jade
- DMC 352 Light Coral
- DMC 562 Medium Jade
- DMC 561 Very Dark Jade
- DMC 3706 Medium Melon
- DMC 350 Medium Coral
- DMC 347 Very Dark Salmon
- DMC 353 Peach
- DMC 780 Ultra Very Dark Topaz
- DMC 948 Very Light Peach

Flamingo cummerbund in black and gold

Needlepoint pattern

Chart 2 of 3: columns 81 to 160, rows 1 to 72; gray squares repeat columns 79 and 80

This page is the dark part of the chart



Key

- DMC 310 Black
- DMC 783 Medium Topaz
- DMC 3822 Light Straw
- DMC 563 Light Jade
- DMC 352 Light Coral
- DMC 562 Medium Jade
- DMC 561 Very Dark Jade
- DMC 3706 Medium Melon
- DMC 350 Medium Coral
- DMC 347 Very Dark Salmon
- DMC 353 Peach
- DMC 780 Ultra Very Dark Topaz
- DMC 948 Very Light Peach

Flamingo cummerbund in black and gold

Needlepoint pattern

This page is the dark part of the chart

Chart 3 of 3: columns 161 to 240, rows 1 to 72; gray squares repeat columns 159 and 160



Key

- **DMC 310** Black
- **DMC 783** Medium Topaz
- **DMC 3822** Light Straw
- **DMC 563** Light Jade
- **DMC 352** Light Coral
- **DMC 562** Medium Jade
- **DMC 561** Very Dark Jade
- **DMC 3706** Medium Melon
- **DMC 350** Medium Coral
- **DMC 347** Very Dark Salmon
- **DMC 353** Peach
- **DMC 780** Ultra Very Dark Topaz
- **DMC 948** Very Light Peach