Moonlit golf club cover

Needlepoint pattern | 102 x 150 stitches | 7.8 x 11.5 in (19.9 x 29.3 cm) on 13 mesh | 17 colors



Thread key, DMC

			stitches	yards	skeins
●	**939**	Very Dark Navy Blue	2,593	25	4
■	**3820**	Dark Straw	1,524	15	3
▲	**712**	Cream	1,438	14	3
◆	**336**	Navy Blue	1,218	12	2
▼	**782**	Dark Topaz	1,079	11	2
★	**561**	Very Dark Jade	523	5	1
❖	**500**	Very Dark Blue Green	489	5	1
X	**14**	Pale Apple Green	393	4	1
O	**563**	Light Jade	376	4	1
+	**822**	Light Beige Gray	308	3	1
=	**783**	Medium Topaz	297	3	1
Z	**562**	Medium Jade	275	3	1
A	**415**	Pearl Gray	270	3	1
V	**318**	Light Steel Gray	256	3	1
T	**3822**	Light Straw	217	3	1
N	**352**	Light Coral	112	2	1
S	**350**	Medium Coral	112	2	1

One chart square is one tent stitch over one canvas intersection.

Cut the canvas at least 11.8 x 15.5 in (30.1 x 39.5 cm) for 13 mesh: the design and 2 in (5.1 cm) of margin on every side.

11,480 stitches in all, inside the outline: the chart is 102 x 150 at its widest and tallest. Start from the center: a red arrow above the chart marks the center column, and one to the left of it the center row. The arrows are on the pages those lines cross.

The chart is on 3 pages, each cut to what is stitched: bare canvas has no page, and a join falls on plain ground where it can. Page 4 is turned on its side, for a part that is wider than it is tall. Where chart pages join, gray squares repeat two rows or columns. The small picture at the top of each chart page shows which part it is.

Thread: six-strand floss, 7 or 8 strands in the needle on 13 mesh (counted at 8), about 26 skeins of 8.7 yd in all. Or pearl cotton size 3, 1 strand, about 18 skeins of 16.4 yd; or tapestry wool, 1 strand, about 23 skeins of 8.7 yd; or Persian wool, 2 strands, about 21 skeins of 8 yd. Wool is numbered differently: match it by eye. Needle: tapestry, size 20.

Yards and skeins are estimates: the thread a stitch takes on the front and back of 13 mesh canvas, plus 30 percent, rounded up for each color (about 117 yards in all, as the thread lies in the needle).

Thread colors are approximate screen matches to DMC numbers. Check against real thread before you buy.

When it is stitched: also have a finisher, or the fabric and cord to make it up yourself. Ask before you stitch the edge: some finishes take extra rows. "Ways to finish needlepoint" is a guide linked from this pattern's page.

For your own stitching, gifts and handmade pieces you sell. Do not resell or share this PDF or copies of it.

Moonlit golf club cover

Needlepoint pattern

This page is the dark part of the chart

Chart 1 of 3: columns 1 to 51, rows 1 to 90



Key

- DMC 939
- DMC 3820
- DMC 712 Cream
- DMC 336 Navy Blue
- DMC 782
- DMC 561
- DMC 500
- O DMC 563 Light Jade
- \+ DMC 822
- = DMC 783
- Z DMC 562
- A DMC 415 Pearl Gray
- V DMC 318
- T DMC 3822
- N DMC 352 Light Coral
- S DMC 350

Moonlit golf club cover

Needlepoint pattern

This page is the dark part of the chart

Chart 2 of 3: columns 52 to 102, rows 1 to 90; gray squares repeat columns 50 and 51



Key

- DMC 939
- DMC 3820
- DMC 712
- DMC 336
- DMC 782
- DMC 561
- DMC 500
- DMC 563
- DMC 822
- DMC 562
- DMC 415
- DMC 318
- DMC 3822
- DMC 352
- DMC 350

Moonlit golf club cover

Needlepoint pattern

Chart 3 of 3: columns 13 to 90, rows 91 to 150; gray squares repeat rows 89 and 90

This page is the dark part of the chart

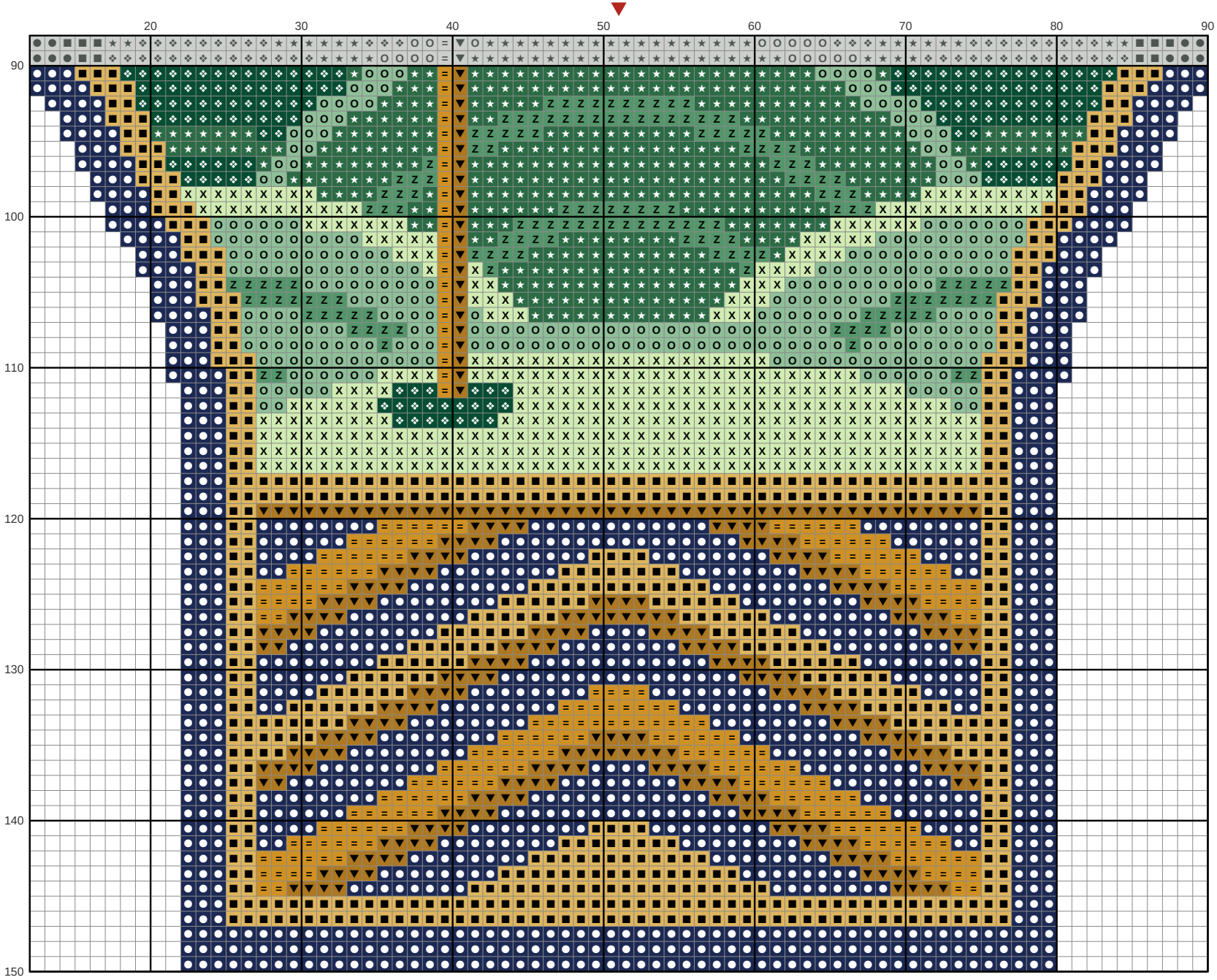

Key

- DMC 939 Very Dark Navy Blue
- DMC 3820 Dark Straw
- DMC 782 Dark Topaz
- DMC 561 Very Dark Jade
- DMC 500 Very Dark Blue Green
- DMC 14 Pale Apple Green
- DMC 563 Light Jade
- DMC 783 Medium Topaz
- DMC 562 Medium Jade