Scallop shell sunglass strap

Needlepoint pattern | 305 x 29 stitches | 16.9 x 1.6 in (43 x 4.1 cm) on 18 mesh | 10 colors



How to stitch it



1. Each square is one tent stitch, up at 1, down at 2. Lines in continental, right to left, the canvas upside down for the next row; wide areas in basketweave.
2. Cut 18 in of thread. Start and end it without a knot left behind.
3. Mark the middle of the canvas. It is the outlined square on page 2, column 153, row 15 (DMC 3325): start there. Count threads, not holes.
4. Go on from it: picture first, background last. Gray squares are on two pages: stitch them once.
5. When it is done, block it square.

First time? How to needlepoint: flossfield.com/needlepoint/guides/how-to-start/
How to read a chart: flossfield.com/needlepoint/guides/how-to-read-a-chart/

What you need

Canvas: blank mono canvas, 18 mesh (18 threads to the inch), cut 21 in wide x 6 in high (53.3 x 15.2 cm).

Needle: blunt tapestry, size 22. Also masking tape for the cut edges, and small scissors.

Thread: six-strand floss, 10 colors, about 13 skeins in all (an estimate). Stitch with 4 strands (5 or 6 if canvas shows).

Make it a strap: a finisher who mounts it on leather, or webbing to sew it on. Measure first, and ask for the length before you stitch the ends.
How to make a strap.

Thread list

			stitches	skeins of floss
●	**DMC 823**	Dark Navy Blue	3,521	3
■	**DMC 3821**	Straw	1,838	2
▲	**DMC 712**	Cream	1,137	1
◆	**DMC 352**	Light Coral	612	1
▼	**DMC 815**	Medium Garnet	444	1
★	**DMC 353**	Peach	440	1
❖	**DMC 3325**	Light Baby Blue	312	1
X	**DMC 350**	Medium Coral	208	1
H	**DMC 322**	Dark Baby Blue	198	1
+	**DMC 312**	Very Dark Baby Blue	135	1

Skeins are estimates: the thread a stitch takes on the front and back of 18 mesh canvas, plus 30 percent, rounded up for each color.
Thread colors are approximate screen matches to DMC numbers. Check against real thread before you buy.
For your own stitching, gifts and handmade pieces you sell. Do not resell or share this PDF or copies of it.

Scallop shell sunglass strap

Needlepoint pattern

Columns 1 to 102, rows 1 to 29



Columns 103 to 204, rows 1 to 29. Start at the red outline. Gray squares: charted already, do not stitch again



Scallop shell sunglass strap

Needlepoint pattern

Columns 205 to 305, rows 1 to 29. Gray squares: charted already, do not stitch again



Key

- ● **DMC 823** Dark Navy Blue
- ■ **DMC 3821** Straw
- ▲ **DMC 712** Cream
- ◆ **DMC 352** Light Coral
- ▼ **DMC 815** Medium Garnet
- ★ **DMC 353** Peach
- ❖ **DMC 3325** Light Baby Blue
- X **DMC 350** Medium Coral
- H **DMC 322** Dark Baby Blue
- \+ **DMC 312** Very Dark Baby Blue