Vintage skier Christmas stocking

Needlepoint pattern | 143 x 234 stitches | 11 x 18 in (27.9 x 45.7 cm) on 13 mesh | 24 colors



Thread key, DMC

			stitches	yards	skeins
●	**3841**	Pale Baby Blue	3,839	37	6
■	**3756**	Ultra Very Light Baby Blue	2,674	26	4
▲	**3810**	Dark Turquoise	2,092	20	4
◆	**3809**	Very Dark Turquoise	2,069	20	4
▼	**321**	Red	1,980	19	3
★	**815**	Medium Garnet	1,460	14	3
❖	**932**	Light Antique Blue	1,344	13	2
X	**3822**	Light Straw	1,278	13	2
O	**712**	Cream	1,222	12	2
+	**3325**	Light Baby Blue	948	9	2
=	**336**	Navy Blue	831	8	2
Z	**931**	Medium Antique Blue	614	6	1
A	**780**	Ultra Very Dark Topaz	388	4	1
V	**939**	Very Dark Navy Blue	361	4	1
T	**801**	Dark Coffee Brown	331	4	1
N	**783**	Medium Topaz	305	3	1
S	**898**	Very Dark Coffee Brown	282	3	1
K	**500**	Very Dark Blue Green	269	3	1
E	**501**	Dark Blue Green	250	3	1
C	**3801**	Very Dark Melon	157	2	1
P	**3371**	Black Brown	103	1	1
U	**3772**	Very Dark Desert Sand	85	1	1
L	**632**	Ultra Very Dark Desert Sand	27	1	1
2	**22**	Alizarin	11	1	1

One chart square is one tent stitch over one canvas intersection.

Cut the canvas at least 15 x 22 in (38.1 x 55.9 cm) for 13 mesh: the design and 2 in (5.1 cm) of margin on every side.

22,920 stitches in all, inside the outline: the chart is 143 x 234 at its widest and tallest. Start from the center: a red arrow above the chart marks the center column, and one to the left of it the center row. The arrows are on the pages those lines cross.

The chart is on 4 pages, each cut to what is stitched: bare canvas has no page, and a join falls on plain ground where it can. Pages 2 and 3 are turned on their side, for a part that is wider than it is tall. Where chart pages join, gray squares repeat two rows or columns. The small picture at the top of each chart page shows which part it is.

For a name: the dashed box on the cuff is its plain part, 82 x 13 stitches, columns 62 to 143 and rows 6 to 18. The two red marks in it are its middle (between columns 102 and 103): center the name there, not under the arrow of the whole chart.

Thread: six-strand floss, 7 or 8 strands in the needle on 13 mesh (counted at 8), about 47 skeins of 8.7 yd in all. Or pearl cotton size 3, 1 strand, about 30 skeins of 16.4 yd; or tapestry wool, 1 strand, about 41 skeins of 8.7 yd; or Persian wool, 2 strands, about 35 skeins of 8 yd. Wool is numbered differently: match it by eye. Needle: tapestry, size 20.

Yards and skeins are estimates: the thread a stitch takes on the front and back of 13 mesh canvas, plus 30 percent, rounded up for each color (about 227 yards in all, as the thread lies in the needle).

Thread colors are approximate screen matches to DMC numbers. Check against real thread before you buy.

Make it a stocking: also have backing and lining fabric, cord or piping, and a loop. Finishers ask for stockings months before Christmas, and most want two extra rows all round. Ask yours before the edge, and stitch a name first. "How to finish a stocking" is a guide linked from this pattern's page.

For your own stitching, gifts and handmade pieces you sell. Do not resell or share this PDF or copies of it.

Vintage skier Christmas stocking

Needlepoint pattern

Chart 1 of 4: columns 62 to 143, rows 1 to 71

This page is the dark part of the chart



Key

- DMC 3841 Pale Baby Blue
- DMC 3810 Dark Turquoise
- DMC 3809
- DMC 321 Red
- DMC 815 Medium Garnet
- DMC 3822 Light Straw
- DMC 712 Cream

Vintage skier Christmas stocking

Needlepoint pattern

Chart 2 of 4: columns 61 to 143, rows 72 to 140; gray squares repeat rows 70 and 71

This page is the dark part of the chart



Key

- ● DMC 3841
- ■ DMC 3756
- ▲ DMC 3810
- ◆ DMC 3809
- ▼ DMC 321 Red
- ★ DMC 815
- ❖ DMC 932
- X DMC 3822 Light Straw
- O DMC 712 Cream
- = DMC 336 Navy Blue
- A DMC 780
- N DMC 783 Medium Topaz
- S DMC 898
- C DMC 3801
- P DMC 3371 Black Brown
- U DMC 3772
- L DMC 632
- 2 DMC 22 Alizarin

Vintage skier Christmas stocking

Needlepoint pattern

Chart 3 of 4: columns 1 to 72, rows 141 to 234; gray squares repeat rows 139 and 140

This page is the dark part of the chart



Vintage skier Christmas stocking

Needlepoint pattern

This page is the dark part of the chart

Chart 4 of 4: columns 73 to 143, rows 141 to 234; gray squares repeat columns 71 and 72 and rows 139 and 140

