Art Deco skyscraper city skyline

Needlepoint pattern | 90 x 126 stitches | 5 x 7 in (12.7 x 17.8 cm) on 18 mesh | 18 colors



How to stitch it



1. Each square is one tent stitch, up at 1, down at 2. Lines in continental, right to left, the canvas upside down for the next row; wide areas in basketweave.
2. Cut 18 in of thread. Start and end it without a knot left behind.
3. Mark the middle of the canvas. It is the outlined square on page 2, column 45, row 63 (DMC 563): start there. Count threads, not holes.
4. Go on from it: picture first, background last. Gray squares are on two pages: stitch them once.
5. When it is done, block it square.

First time? How to needlepoint: flossfield.com/needlepoint/guides/how-to-start/
How to read a chart: flossfield.com/needlepoint/guides/how-to-read-a-chart/

What you need

Canvas: blank mono canvas, 18 mesh (18 threads to the inch), cut 9 in wide x 11 in high (22.9 x 27.9 cm).

Needle: blunt tapestry, size 22. Also masking tape for the cut edges, and small scissors.

Thread: six-strand floss, 18 colors, about 21 skeins in all (an estimate). Stitch with 4 strands (5 or 6 if canvas shows).

Frame it: acid-free board and a frame.
How to frame needlepoint.

Thread list, DMC

			stitches	skeins
●	**3822**	Light Straw	1,480	2
■	**3820**	Dark Straw	1,462	2
▲	**310**	Black	1,412	2
◆	**823**	Dark Navy Blue	1,258	1
▼	**312**	Very Dark Baby Blue	1,216	1
★	**563**	Light Jade	892	1
❖	**3848**	Medium Teal Green	746	1
X	**3799**	Very Dark Pewter Gray	500	1
H	**783**	Medium Topaz	362	1
+	**500**	Very Dark Blue Green	320	1
=	**562**	Medium Jade	320	1
Z	**931**	Medium Antique Blue	308	1
A	**772**	Very Light Yellow Green	280	1
V	**3847**	Dark Teal Green	258	1
T	**712**	Cream	246	1
N	**349**	Dark Coral	108	1
S	**3849**	Light Teal Green	100	1
K	**564**	Very Light Jade	72	1

Skeins are estimates: the thread a stitch takes on the front and back of 18 mesh canvas, plus 30 percent, rounded up for each color.
Thread colors are approximate screen matches to DMC numbers. Check against real thread before you buy.
For your own stitching, gifts and handmade pieces you sell. Do not resell or share this PDF or copies of it.

Art Deco skyscraper city skyline

Needlepoint pattern

Columns 1 to 90, rows 1 to 67. Start at the red outline

This page is the dark part of the chart



Key

- DMC 3822 Light Straw
- DMC 3820 Dark Straw
- DMC 310 Black
- DMC 823 Dark Navy Blue
- DMC 312 Very Dark Baby Blue
- DMC 563 Light Jade
- DMC 3848 Medium Teal Green
- DMC 783 Medium Topaz
- DMC 500 Very Dark Blue Green
- DMC 562 Medium Jade
- DMC 931 Medium Antique Blue
- DMC 772 Very Light Yellow Green
- DMC 3847 Dark Teal Green
- DMC 3849 Light Teal Green
- DMC 564 Very Light Jade

Art Deco skyscraper city skyline

Needlepoint pattern

Columns 1 to 90, rows 68 to 126. Gray squares: charted already, do not stitch again

This page is the dark part of the chart

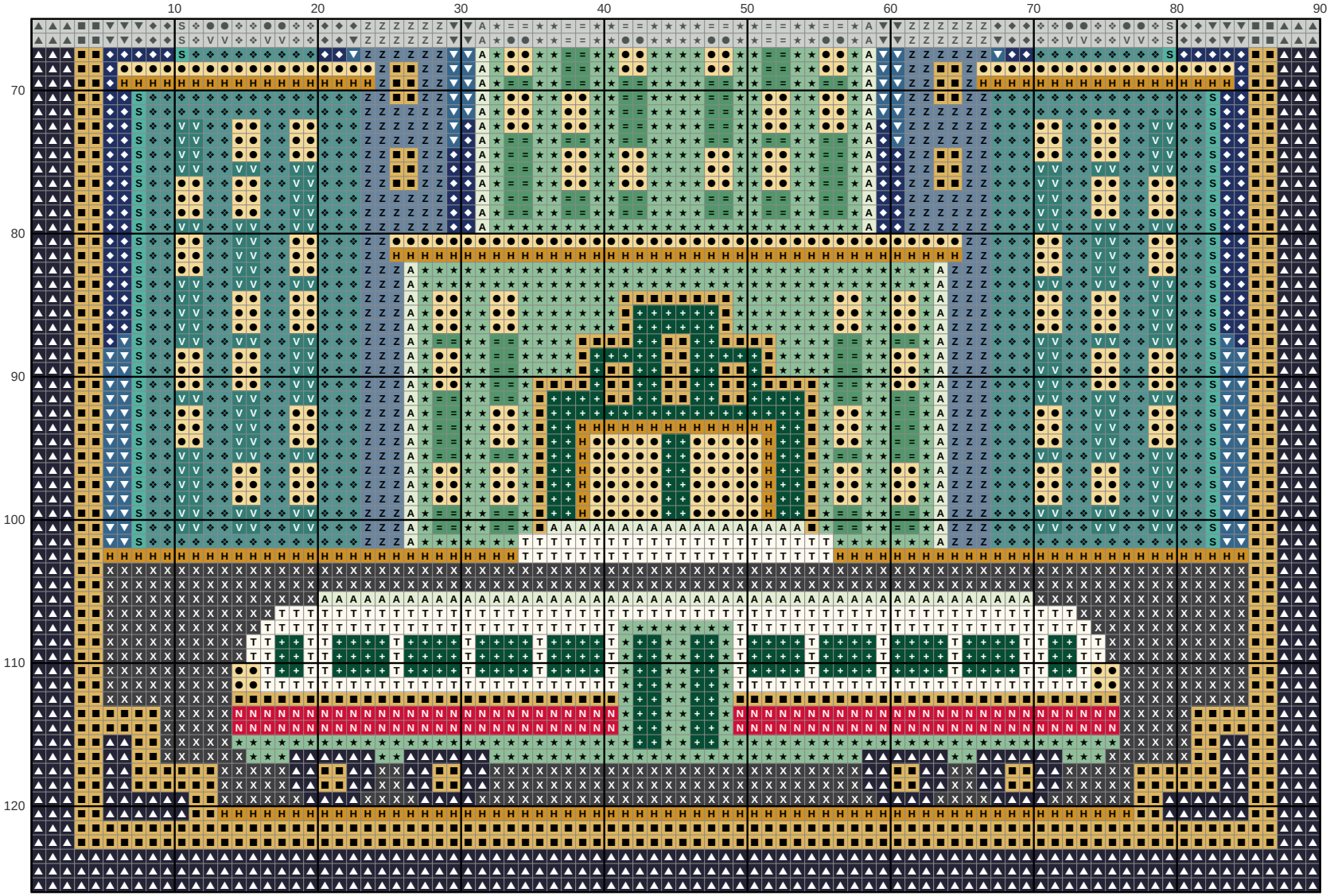

Key

- ● **DMC 3822** Light Straw
- ■ **DMC 3820** Dark Straw
- ▲ **DMC 310** Black
- ◆ **DMC 823** Dark Navy Blue
- ▼ **DMC 312** Very Dark Baby Blue
- ★ **DMC 563** Light Jade
- ❖ **DMC 3848** Medium Teal Green
- X **DMC 3799** Very Dark Pewter Gray
- H **DMC 783** Medium Topaz
- \+ **DMC 500** Very Dark Blue Green
- = **DMC 562** Medium Jade
- Z **DMC 931** Medium Antique Blue
- A **DMC 772** Very Light Yellow Green
- V **DMC 3847** Dark Teal Green
- T **DMC 712** Cream
- N **DMC 349** Dark Coral
- S **DMC 3849** Light Teal Green