Superheroes Christmas stocking by night

Needlepoint pattern | 143 x 234 stitches | 11 x 18 in (27.9 x 45.7 cm) on 13 mesh | 24 colors



How to stitch it



1. Each square is one tent stitch, up at 1, down at 2. Lines in continental, right to left, the canvas upside down for the next row; wide areas in basketweave.
2. Cut 18 in of thread. Start and end it without a knot left behind.
3. Mark the crossing 2 in from the top and right edges of the canvas. It is the outlined square, top right of page 2, column 143, row 1 (DMC 939): start there. Count threads, not holes.
4. The name first, where you put one on it, then downward, background as you go. Gray squares are on two pages: stitch them once. Empty squares stay bare.
5. Last, two more rows all round, each stitch in the color it lies beside: the seam hides them. Ask your finisher first.

The dashed box on the cuff is the place for a name, and the two red marks are its middle: type one on the pattern's page to have it charted.

First time? How to needlepoint: flossfield.com/needlepoint/guides/how-to-start/
How to read a chart: flossfield.com/needlepoint/guides/how-to-read-a-chart/

What you need

Canvas: blank mono canvas, 13 mesh (13 threads to the inch), cut 15.5 in wide x 22.5 in high (39.4 x 57.2 cm).

Needle: blunt tapestry, size 20. Also masking tape for the cut edges, and small scissors.

Thread: six-strand floss, 24 colors, about 49 skeins in all (an estimate). Stitch with 7 strands (8 if canvas shows).

Make it a stocking: a finisher, who backs and lines it (ask months before Christmas), or backing, lining, cord and a loop to sew it up yourself. How to finish a stocking.

Thread list, DMC

			stitches	skeins
●	823	Dark Navy Blue	3,647	6
■	939	Very Dark Navy Blue	2,898	5
▲	931	Medium Antique Blue	1,853	3
◆	725	Medium Light Topaz	1,724	3
▼	930	Dark Antique Blue	1,601	3
★	BLANC	White	1,436	3
❖	3746	Dark Blue Violet	1,335	3
X	340	Medium Blue Violet	1,052	2
H	943	Medium Aquamarine	1,012	2
+	211	Light Lavender	972	2
=	553	Violet	850	2
Z	327	Dark Violet	821	2
A	321	Red	747	2
V	783	Medium Topaz	592	1
T	815	Medium Garnet	467	1
N	3818	Ultra Very Dark Emerald Green	424	1
S	3731	Very Dark Dusty Rose	399	1
K	433	Medium Brown	260	1
E	992	Light Aquamarine	201	1
C	920	Medium Copper	155	1
P	3801	Very Dark Melon	144	1
U	3064	Desert Sand	126	1
L	898	Very Dark Coffee Brown	114	1
2	950	Light Desert Sand	90	1

Skeins are estimates, with the two extra rows: the thread a stitch takes on the front and back of 13 mesh canvas, plus 30 percent, rounded up for each color.

Thread colors are approximate screen matches to DMC numbers. Check against real thread before you buy.

For your own stitching, gifts and handmade pieces you sell. Do not resell or share this PDF or copies of it.

Superheroes Christmas stocking by night

Needlepoint pattern

Columns 62 to 143, rows 1 to 71. Start at the red outline

This page is the dark part of the chart

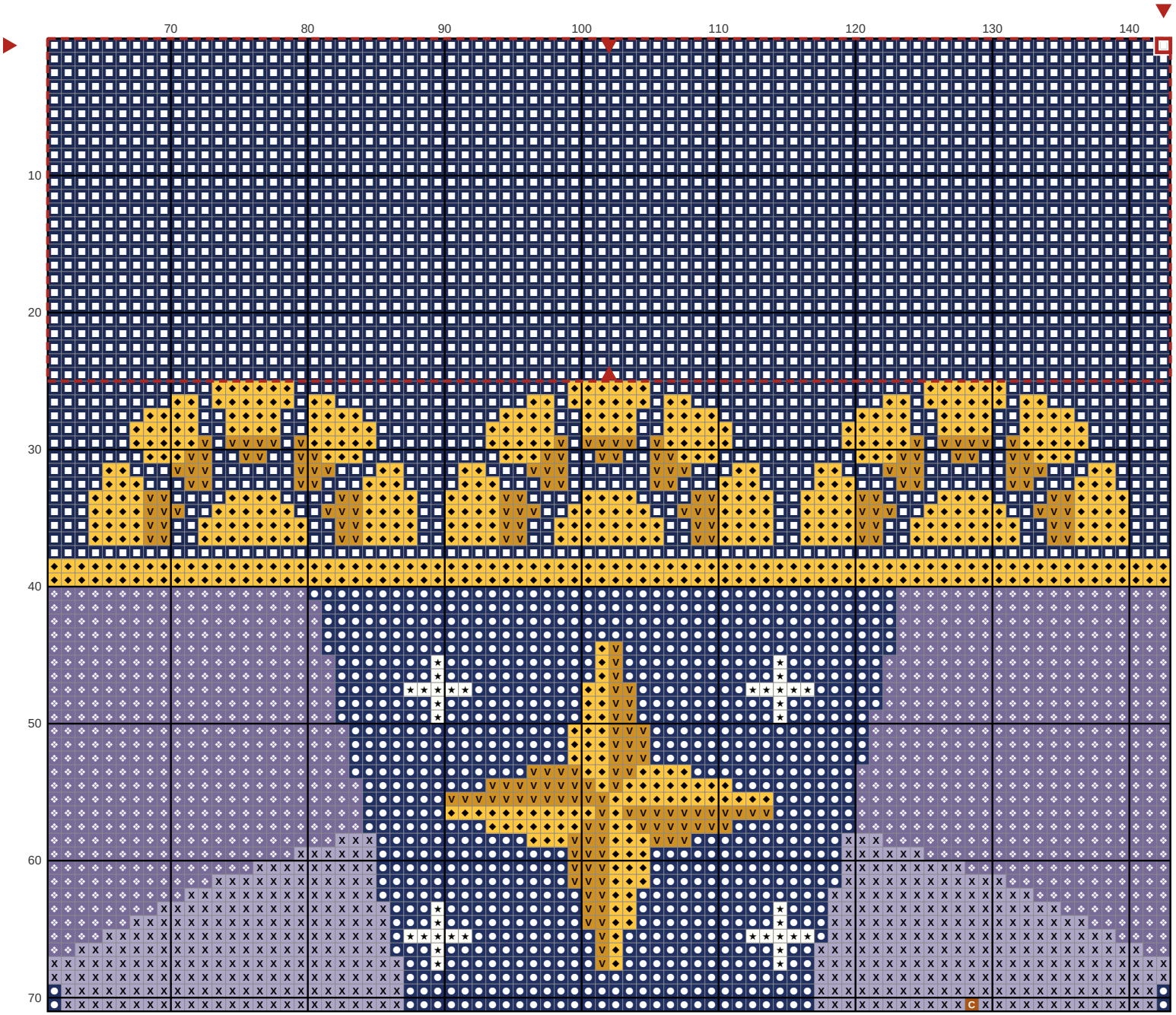

Key

- **DMC 823** Dark Navy Blue
- **DMC 939** Very Dark Navy Blue
- **DMC 725** Medium Light Topaz
- **DMC BLANC** White
- **DMC 3746** Dark Blue Violet
- **DMC 340** Medium Blue Violet
- **DMC 783** Medium Topaz
- **DMC 920** Medium Copper

Superheroes Christmas stocking by night

Needlepoint pattern

Columns 61 to 143, rows 72 to 140. Gray squares: charted already, do not stitch again

This page is the dark part of the chart



Key

- **DMC 823** Dark Navy Blue
- **DMC 725** Medium Light Topaz
- **DMC BLANC** White
- **DMC 340** Medium Blue Violet
- **DMC 943** Medium Aquamarine
- **DMC 211** Light Lavender
- **DMC 321** Red
- **DMC 783** Medium Topaz
- **DMC 815** Medium Garnet
- **DMC 3818** Ultra Very Dark Emerald Green
- **DMC 433** Medium Brown
- **DMC 992** Light Aquamarine
- **DMC 920** Medium Copper
- **DMC 3801** Very Dark Melon
- **DMC 3064** Desert Sand
- **DMC 898** Very Dark Coffee Brown
- **DMC 950** Light Desert Sand

Superheroes Christmas stocking by night Needlepoint pattern

Columns 1 to 72, rows 141 to 234. Gray squares: charted already, do not stitch again

This page is the dark part of the chart



Superheroes Christmas stocking by night Needlepoint pattern

Columns 73 to 143, rows 141 to 234. Gray squares: charted already, do not stitch again

This page is the dark part of the chart

