Tuxedo shoes for men, the best man

Needlepoint pattern | 224 x 110 stitches | all pieces 12.4 x 6.1 in (31.6 x 15.5 cm) on 18 mesh | 16 colors



Thread key, DMC

			stitches	yards	skeins
●	**310**	Black	7,098	49	6
■	**939**	Very Dark Navy Blue	2,196	16	2
▲	**3820**	Dark Straw	1,828	13	2
◆	**BLANC**	White	1,781	13	2
▼	**336**	Navy Blue	1,752	12	2
★	**3822**	Light Straw	782	6	1
❖	**3750**	Very Dark Antique Blue	702	5	1
X	**783**	Medium Topaz	582	4	1
O	**931**	Medium Antique Blue	580	4	1
+	**415**	Pearl Gray	472	4	1
=	**762**	Very Light Pearl Gray	216	2	1
Z	**318**	Light Steel Gray	168	2	1
A	**988**	Medium Forest Green	157	2	1
V	**780**	Ultra Very Dark Topaz	128	1	1
T	**932**	Light Antique Blue	120	1	1
N	**319**	Very Dark Pistachio Green	98	1	1

One chart square is one tent stitch over one canvas intersection.

Cut the canvas at least 16.4 x 10.1 in (41.8 x 25.7 cm) for 18 mesh: the design and 2 in (5.1 cm) of margin on every side.

18,660 stitches in all, in 2 pieces: the left 108 x 110, the right 108 x 110. Leave bare canvas between the pieces, as charted, and start each from its own center.

The chart is printed in 5 parts of equal size, one under the other, on 4 pages. Where the parts join, gray squares repeat two rows or columns.

Thread: six-strand floss, 4 to 6 strands in the needle on 18 mesh (counted at 6), about 25 skeins of 8.7 yd in all. Or pearl cotton size 5, 1 strand, about 17 skeins of 27.3 yd; or Persian wool, 1 strand, about 18 skeins of 8 yd. Wool is numbered differently: match it by eye. Needle: tapestry, size 22.

Yards and skeins are estimates: the thread a stitch takes on the front and back of 18 mesh canvas, plus 30 percent, rounded up for each color (about 135 yards in all, as the thread lies in the needle).

Thread colors are approximate screen matches to DMC numbers. Check against real thread before you buy.

When it is stitched: also have a finisher, or the fabric and cord to make it up yourself. Ask before you stitch the edge: some finishes take extra rows. "Ways to finish needlepoint" is a guide linked from this pattern's page.

For your own stitching, gifts and handmade pieces you sell. Do not resell or share this PDF or copies of it.

Tuxedo shoes for men, the best man

Needlepoint pattern

This page is the dark part of the chart



Chart 1 of 5: columns 2 to 75, rows 2 to 79



Key

- **DMC 310** Black
- **DMC 939** Very Dark Navy Blue
- **DMC 3820** Dark Straw
- **DMC BLANC** White
- **DMC 336** Navy Blue
- **DMC 3822** Light Straw
- **DMC 3750** Very Dark Antique Blue
- **DMC 783** Medium Topaz
- **DMC 931** Medium Antique Blue
- **DMC 415** Pearl Gray
- **DMC 762** Very Light Pearl Gray
- **DMC 318** Light Steel Gray
- **DMC 988** Medium Forest Green
- **DMC 780** Ultra Very Dark Topaz
- **DMC 932** Light Antique Blue
- **DMC 319** Very Dark Pistachio Green

Tuxedo shoes for men, the best man Needlepoint pattern

This page is the dark part of the chart



Chart 2 of 5: columns 76 to 149, rows 2 to 79; gray squares repeat columns 74 and 75



Key

- **DMC 310** Black
- **DMC 939** Very Dark Navy Blue
- **DMC 3820** Dark Straw
- **DMC BLANC** White
- **DMC 336** Navy Blue
- **DMC 3822** Light Straw
- **DMC 3750** Very Dark Antique Blue
- **DMC 931** Medium Antique Blue
- **DMC 415** Pearl Gray

Tuxedo shoes for men, the best man Needlepoint pattern

This page is the dark part of the chart



Chart 3 of 5: columns 150 to 223, rows 2 to 79; gray squares repeat columns 148 and 149



Key

- **DMC 310** Black
- **DMC 939** Very Dark Navy Blue
- **DMC 3820** Dark Straw
- **DMC BLANC** White
- **DMC 336** Navy Blue
- **DMC 3822** Light Straw
- **DMC 3750** Very Dark Antique Blue
- **DMC 783** Medium Topaz
- **DMC 931** Medium Antique Blue
- **DMC 415** Pearl Gray
- **DMC 762** Very Light Pearl Gray
- **DMC 318** Light Steel Gray
- **DMC 988** Medium Forest Green
- **DMC 780** Ultra Very Dark Topaz
- **DMC 932** Light Antique Blue
- **DMC 319** Very Dark Pistachio Green

Tuxedo shoes for men, the best man Needlepoint pattern

This page is the dark part of the chart



Chart 4 of 5: columns 11 to 112, rows 80 to 108; gray squares repeat rows 78 and 79



Chart 5 of 5: columns 113 to 214, rows 80 to 108; gray squares repeat columns 111 and 112 and rows 78 and 79

