Vanity stool cover with deco fans

Needlepoint pattern | 160 x 160 stitches | 16 x 16 in (40.6 x 40.6 cm) on 10 mesh | 13 colors



How to stitch it



1. Each square is one tent stitch, up at 1, down at 2. Lines in continental, right to left, the canvas upside down for the next row; wide areas in basketweave.
2. Cut 18 in of thread. Start and end it without a knot left behind.
3. Mark the middle of the canvas. It is the outlined square on page 5, column 80, row 80 (DMC 712): start there. Count threads, not holes.
4. Go on from it: picture first, background last. Gray squares are on two pages: stitch them once. Empty squares stay bare.
5. When it is done, block it square.

First time? How to needlepoint: flossfield.com/needlepoint/guides/how-to-start/
How to read a chart: flossfield.com/needlepoint/guides/how-to-read-a-chart/

What you need

Canvas: blank mono canvas, 10 mesh (10 threads to the inch), cut 20 in square (50.8 cm).

Needle: blunt tapestry, size 18. Also masking tape for the cut edges, and small scissors.

Thread: pearl cotton size 3, 13 colors, about 35 skeins in all (an estimate). Stitch with 2 lengths together.

Put it on a footstool or a bench: a stool whose padded top comes off, and staples or tacks. Measure the top over its padding before you begin, and carry the edge on three quarters of an inch beyond the bottom of the board on every side. How to cover a footstool.

Thread list, DMC

			stitches	skeins
●	**729**	Medium Old Gold	5,284	8
□	**939**	Very Dark Navy Blue	5,136	8
▲	**561**	Very Dark Jade	2,420	4
◆	**563**	Light Jade	1,696	3
▼	**712**	Cream	1,272	2
★	**739**	Ultra Very Light Tan	1,040	2
❖	**3685**	Very Dark Mauve	684	2
X	**3354**	Light Dusty Rose	648	1
H	**3731**	Very Dark Dusty Rose	520	1
+	**955**	Light Nile Green	380	1
=	**562**	Medium Jade	372	1
Z	**3350**	Ultra Dark Dusty Rose	352	1
A	**890**	Ultra Dark Pistachio Green	304	1

Skeins are estimates: the thread a stitch takes on the front and back of 10 mesh canvas, plus 30 percent, rounded up for each color.
Thread colors are approximate screen matches to DMC numbers. Check against real thread before you buy.
For your own stitching, gifts and handmade pieces you sell. Do not resell or share this PDF or copies of it.

Vanity stool cover with deco fans

Needlepoint pattern

Columns 2 to 80, rows 1 to 69

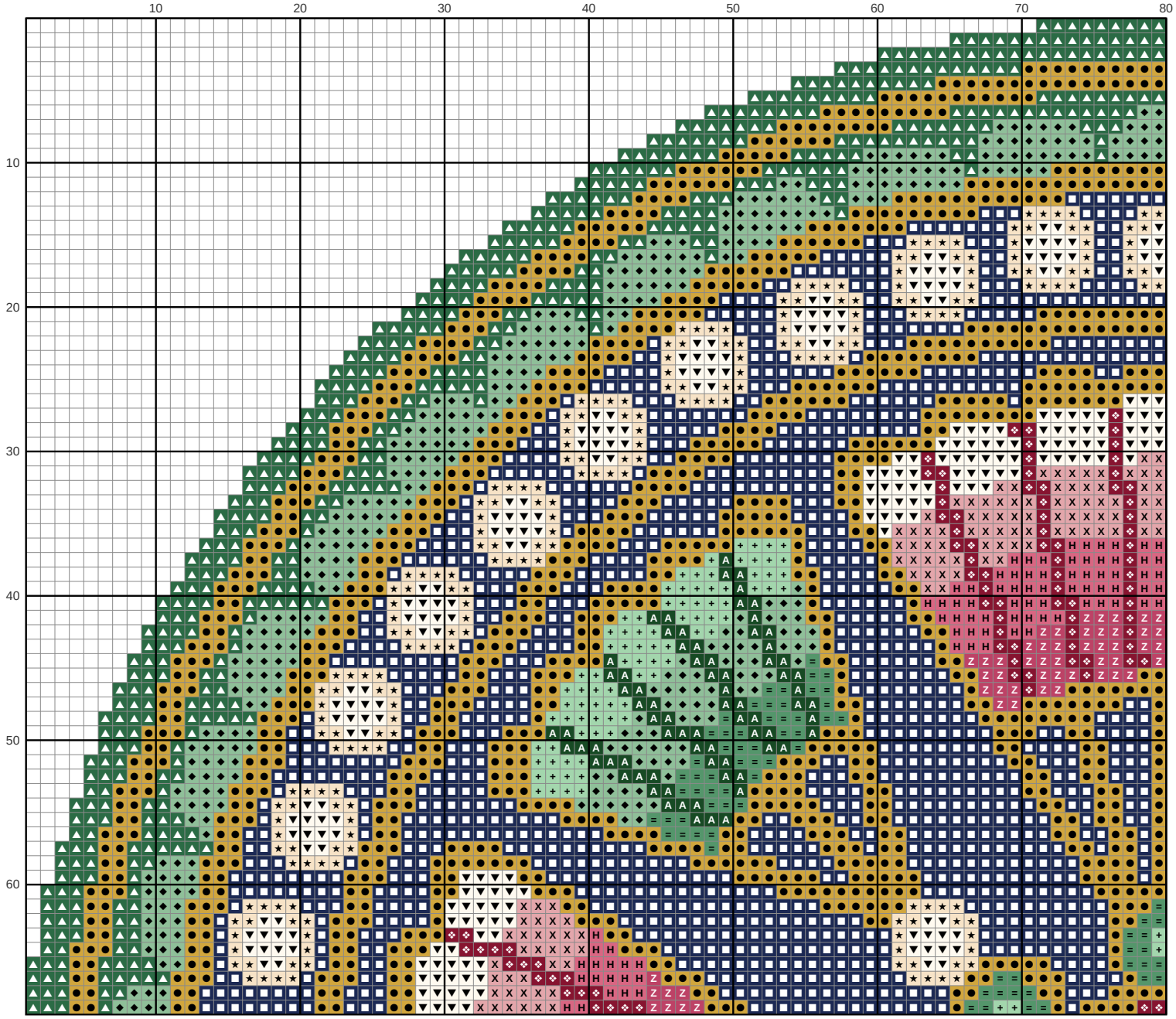

This page is the dark part of the chart



Key

- ● **DMC 729** Medium Old Gold
- □ **DMC 939** Very Dark Navy Blue
- △ **DMC 561** Very Dark Jade
- ◆ **DMC 563** Light Jade
- ▼ **DMC 712** Cream
- ★ **DMC 739** Ultra Very Light Tan
- ❖ **DMC 3685** Very Dark Mauve
- X **DMC 3354** Light Dusty Rose
- H **DMC 3731** Very Dark Dusty Rose
- \+ **DMC 955** Light Nile Green
- = **DMC 562** Medium Jade
- Z **DMC 3350** Ultra Dark Dusty Rose
- A **DMC 890** Ultra Dark Pistachio Green

Vanity stool cover with deco fans

Needlepoint pattern

Columns 81 to 159, rows 1 to 69. Gray squares: charted already, do not stitch again

This page is the dark part of the chart

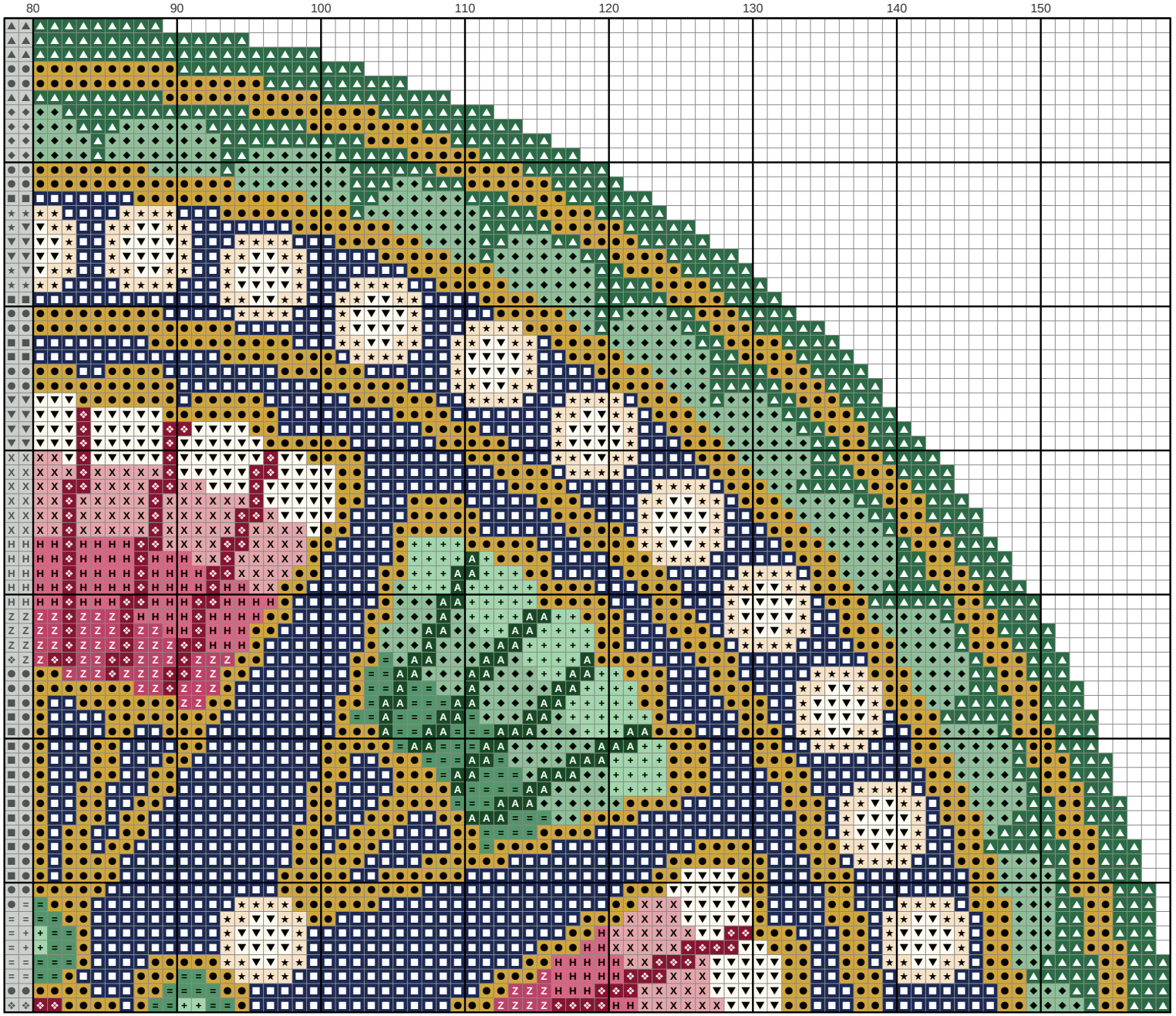

Key

- **DMC 729** Medium Old Gold
- **DMC 939** Very Dark Navy Blue
- **DMC 561** Very Dark Jade
- **DMC 563** Light Jade
- **DMC 712** Cream
- **DMC 739** Ultra Very Light Tan
- **DMC 3685** Very Dark Mauve
- **DMC 3354** Light Dusty Rose
- **DMC 3731** Very Dark Dusty Rose
- **DMC 955** Light Nile Green
- **DMC 562** Medium Jade
- **DMC 3350** Ultra Dark Dusty Rose
- **DMC 890** Ultra Dark Pistachio Green

Vanity stool cover with deco fans

Needlepoint pattern

This page is the dark part of the chart

Columns 1 to 54, rows 70 to 160. Gray squares: charted already, do not stitch again

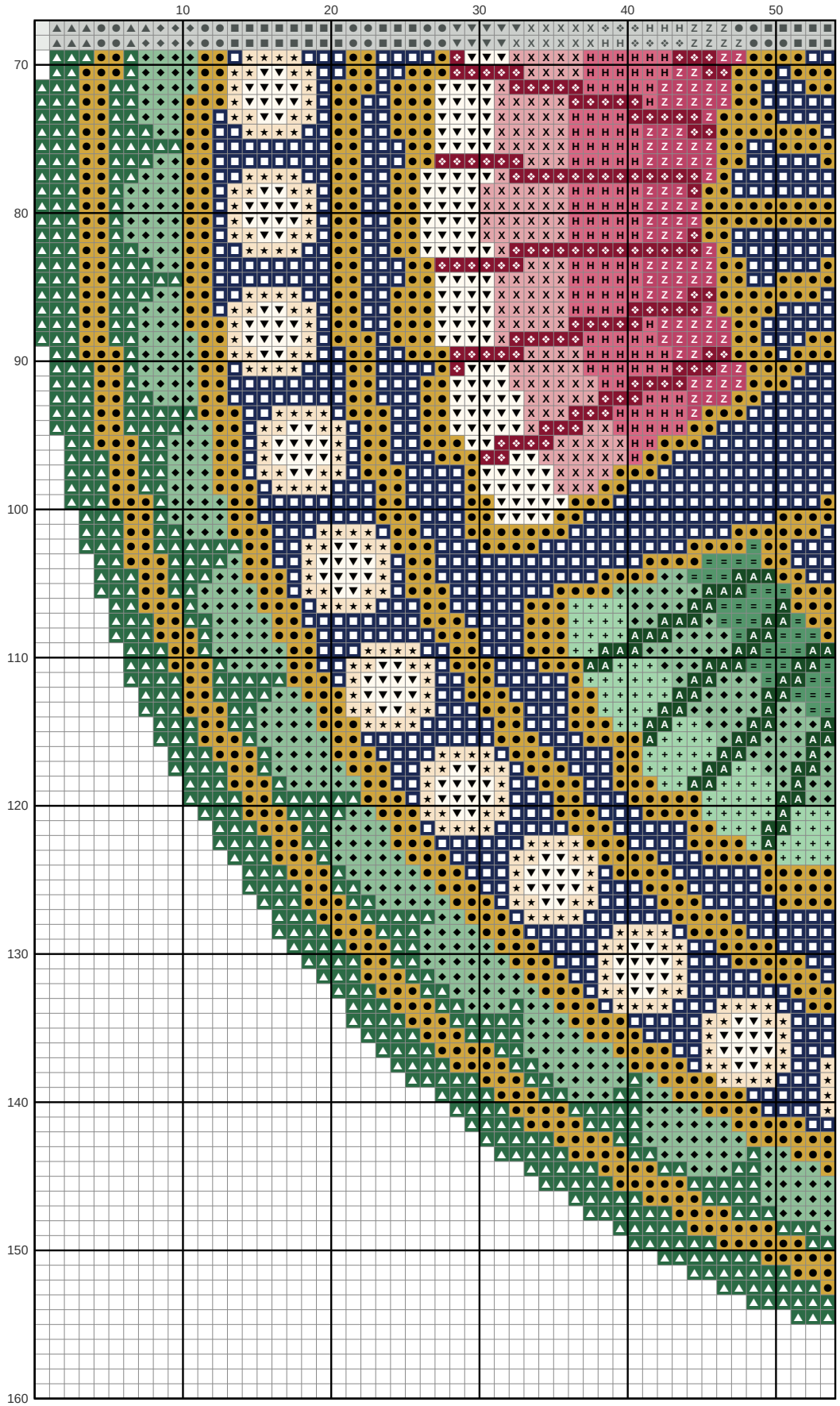

Key

- ● **DMC 729** Medium Old Gold
- □ **DMC 939** Very Dark Navy Blue
- ▲ **DMC 561** Very Dark Jade
- ◆ **DMC 563** Light Jade
- ▼ **DMC 712** Cream
- ★ **DMC 739** Ultra Very Light Tan
- ❖ **DMC 3685** Very Dark Mauve
- X **DMC 3354** Light Dusty Rose
- H **DMC 3731** Very Dark Dusty Rose
- \+ **DMC 955** Light Nile Green
- = **DMC 562** Medium Jade
- Z **DMC 3350** Ultra Dark Dusty Rose
- A **DMC 890** Ultra Dark Pistachio Green

Vanity stool cover with deco fans

Needlepoint pattern

This page is the dark part of the chart

Columns 55 to 107, rows 70 to 160. Start at the red outline. Gray squares: charted already, do not stitch again



Key

- ● **DMC 729** Medium Old Gold
- ■ **DMC 939** Very Dark Navy Blue
- ▲ **DMC 561** Very Dark Jade
- ◆ **DMC 563** Light Jade
- ▼ **DMC 712** Cream
- ★ **DMC 739** Ultra Very Light Tan
- ❖ **DMC 3685** Very Dark Mauve
- X **DMC 3354** Light Dusty Rose
- H **DMC 3731** Very Dark Dusty Rose
- \+ **DMC 955** Light Nile Green
- = **DMC 562** Medium Jade
- Z **DMC 3350** Ultra Dark Dusty Rose
- A **DMC 890** Ultra Dark Pistachio Green

Vanity stool cover with deco fans

Needlepoint pattern

This page is the dark part of the chart



Columns 108 to 160, rows 70 to 160. Gray squares: charted already, do not stitch again

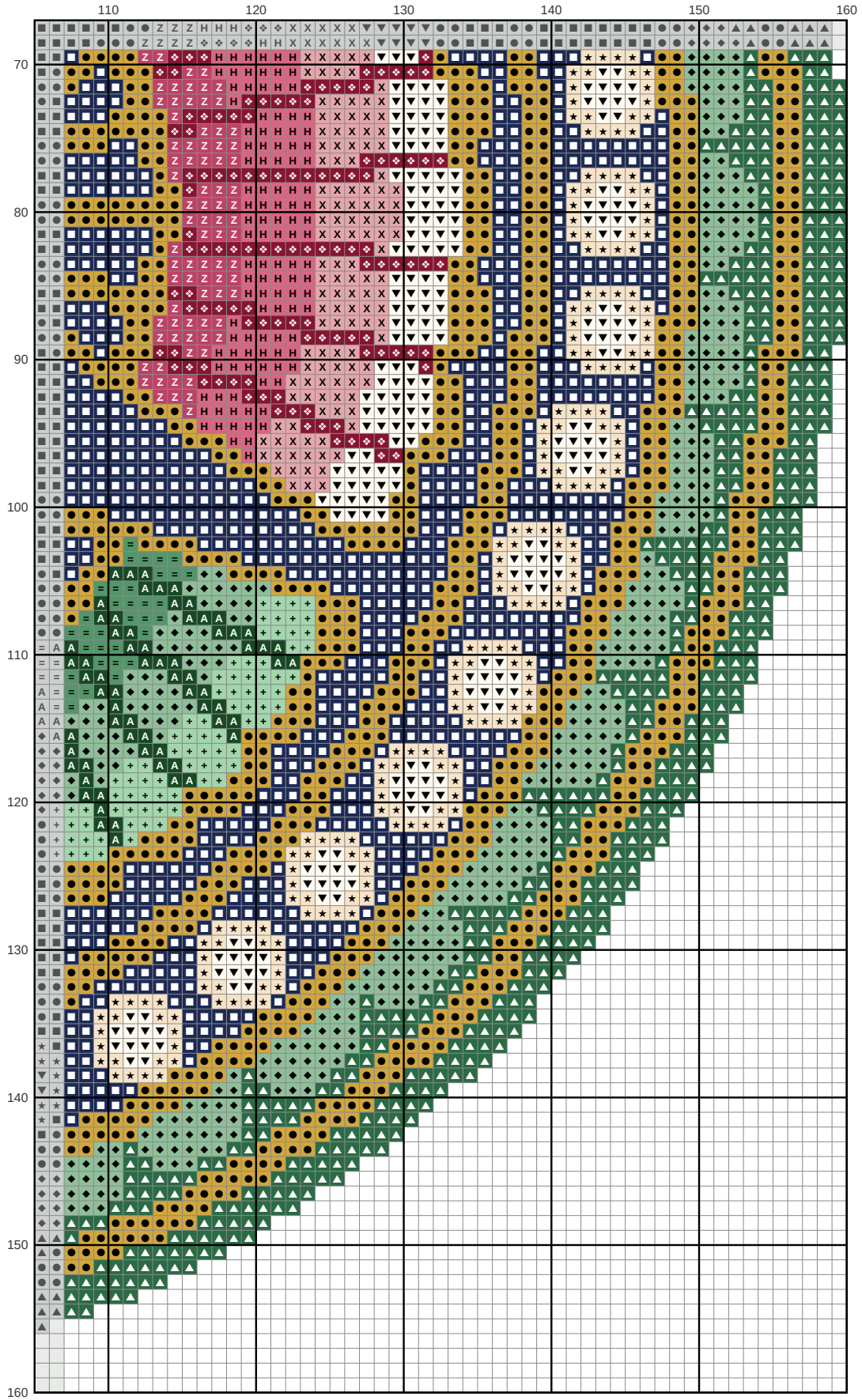

Key

- ● **DMC 729** Medium Old Gold
- □ **DMC 939** Very Dark Navy Blue
- ▲ **DMC 561** Very Dark Jade
- ◆ **DMC 563** Light Jade
- ▼ **DMC 712** Cream
- ★ **DMC 739** Ultra Very Light Tan
- ❖ **DMC 3685** Very Dark Mauve
- X **DMC 3354** Light Dusty Rose
- H **DMC 3731** Very Dark Dusty Rose
- \+ **DMC 955** Light Nile Green
- = **DMC 562** Medium Jade
- Z **DMC 3350** Ultra Dark Dusty Rose
- A **DMC 890** Ultra Dark Pistachio Green