Vintage 1920s purse with swans

Needlepoint pattern | 126 x 72 stitches | 7 x 4 in (17.8 x 10.2 cm) on 18 mesh | 18 colors



How to stitch it



1. Each square is one tent stitch, up at 1, down at 2. Lines in continental, right to left, the canvas upside down for the next row; wide areas in basketweave.
2. Cut 18 in of thread. Start and end it without a knot left behind.
3. Mark the middle of the canvas. It is the outlined square on page 2, column 63, row 36 (DMC 677): start there. Count threads, not holes.
4. Go on from it: picture first, background last. Gray squares are on two pages: stitch them once.
5. When it is done, block it square.

First time? How to needlepoint: flossfield.com/needlepoint/guides/how-to-start/
How to read a chart: flossfield.com/needlepoint/guides/how-to-read-a-chart/

What you need

Canvas: blank mono canvas, 18 mesh (18 threads to the inch), cut 11 in wide x 8 in high (27.9 x 20.3 cm).

Needle: blunt tapestry, size 22. Also masking tape for the cut edges, and small scissors.

Thread: six-strand floss, 18 colors, about 19 skeins in all (an estimate). Stitch with 4 strands (5 or 6 if canvas shows).

Make it a clutch: a clutch or wallet with an opening this size, or a lining and a closure to sew it up. Measure the opening before you stitch. If the piece is small for it, stitch two extra rows all round in DMC 413, the color at its edge. How to finish a purse or clutch.

Thread list, DMC

			stitches	skeins
●	**310**	Black	1,370	2
■	**932**	Light Antique Blue	1,240	1
▲	**BLANC**	White	1,206	1
◆	**762**	Very Light Pearl Gray	1,056	1
▼	**413**	Dark Pewter Gray	802	1
★	**939**	Very Dark Navy Blue	716	1
❖	**336**	Navy Blue	594	1
X	**729**	Medium Old Gold	526	1
H	**890**	Ultra Dark Pistachio Green	370	1
+	**3752**	Very Light Antique Blue	284	1
=	**931**	Medium Antique Blue	264	1
Z	**562**	Medium Jade	228	1
A	**564**	Very Light Jade	168	1
V	**741**	Medium Tangerine	72	1
T	**677**	Very Light Old Gold	60	1
N	**224**	Very Light Shell Pink	56	1
S	**680**	Dark Old Gold	40	1
K	**920**	Medium Copper	20	1

Skeins are estimates: the thread a stitch takes on the front and back of 18 mesh canvas, plus 30 percent, rounded up for each color.
Thread colors are approximate screen matches to DMC numbers. Check against real thread before you buy.
For your own stitching, gifts and handmade pieces you sell. Do not resell or share this PDF or copies of it.

Vintage 1920s purse with swans Needlepoint pattern

Columns 1 to 67, rows 1 to 72. Start at the red outline

This page is the dark part of the chart



Key

- DMC 310 Black
- DMC 932 Light Antique Blue
- DMC BLANC White
- DMC 762 Very Light Pearl Gray
- DMC 413 Dark Pewter Gray
- DMC 939 Very Dark Navy Blue
- DMC 336 Navy Blue
- DMC 729 Medium Old Gold
- DMC 890 Ultra Dark Pistachio Green
- DMC 3752 Very Light Antique Blue
- DMC 931 Medium Antique Blue
- DMC 562 Medium Jade
- DMC 564 Very Light Jade
- DMC 741 Medium Tangerine
- DMC 677 Very Light Old Gold
- DMC 224 Very Light Shell Pink
- DMC 680 Dark Old Gold
- DMC 920 Medium Copper

Vintage 1920s purse with swans Needlepoint pattern

Columns 68 to 126, rows 1 to 72. Gray squares: charted already, do not stitch again

This page is the dark part of the chart



Key

- **DMC 310** Black
- **DMC 932** Light Antique Blue
- **DMC BLANC** White
- **DMC 762** Very Light Pearl Gray
- **DMC 413** Dark Pewter Gray
- **DMC 939** Very Dark Navy Blue
- **DMC 336** Navy Blue
- **DMC 729** Medium Old Gold
- **DMC 890** Ultra Dark Pistachio Green
- **DMC 3752** Very Light Antique Blue
- **DMC 931** Medium Antique Blue
- **DMC 562** Medium Jade
- **DMC 564** Very Light Jade
- **DMC 741** Medium Tangerine
- **DMC 224** Very Light Shell Pink
- **DMC 680** Dark Old Gold
- **DMC 920** Medium Copper