What a gem, cut stones

Needlepoint pattern | 130 x 130 stitches | 10 x 10 in (25.4 x 25.4 cm) on 13 mesh | 20 colors



How to stitch it



1. Each square is one tent stitch, up at 1, down at 2. Lines in continental, right to left, the canvas upside down for the next row; wide areas in basketweave.
2. Cut 18 in of thread. Start and end it without a knot left behind.
3. Mark the middle of the canvas. It is the outlined square on page 2, column 65, row 65 (DMC 745): start there. Count threads, not holes.
4. Go on from it: picture first, background last. Gray squares are on two pages: stitch them once.
5. Last, two more rows all round in DMC 823: the seam hides them.

First time? How to needlepoint: flossfield.com/needlepoint/guides/how-to-start/
How to read a chart: flossfield.com/needlepoint/guides/how-to-read-a-chart/

What you need

Canvas: blank mono canvas, 13 mesh (13 threads to the inch), cut 14.5 in square (36.8 cm).

Needle: blunt tapestry, size 20. Also masking tape for the cut edges, and small scissors.

Thread: six-strand floss, 20 colors, about 34 skeins in all (an estimate). Stitch with 7 strands (8 if canvas shows).

Make it a pillow: backing fabric, an insert the size of the stitching or an inch larger, and cord or piping for the edge. How to finish a pillow.

Thread list, DMC

			stitches	skeins				stitches	skeins
●	**823**	Dark Navy Blue	6,169	11	=	**910**	Dark Emerald Green	506	1
■	**3820**	Dark Straw	1,369	2	Z	**995**	Dark Electric Blue	496	1
▲	**3841**	Pale Baby Blue	1,272	2	A	**890**	Ultra Dark Pistachio Green	408	1
◆	**745**	Light Pale Yellow	1,252	2	V	**996**	Medium Electric Blue	356	1
▼	**782**	Dark Topaz	868	2	T	**3705**	Dark Melon	287	1
★	**955**	Light Nile Green	632	1	N	**824**	Very Dark Blue	286	1
❖	**932**	Light Antique Blue	586	1	S	**666**	Bright Red	285	1
X	**BLANC**	White	576	1	K	**814**	Dark Garnet	177	1
H	**912**	Light Emerald Green	536	1	E	**498**	Dark Red	167	1
+	**930**	Dark Antique Blue	509	1	C	**820**	Very Dark Royal Blue	163	1

Skeins are estimates, with the two extra rows: the thread a stitch takes on the front and back of 13 mesh canvas, plus 30 percent, rounded up for each color.

Thread colors are approximate screen matches to DMC numbers. Check against real thread before you buy.

For your own stitching, gifts and handmade pieces you sell. Do not resell or share this PDF or copies of it.

What a gem, cut stones Needlepoint pattern

Columns 1 to 69, rows 1 to 69. Start at the red outline

This page is the dark part of the chart



Key

- **DMC 823** Dark Navy Blue
- **DMC 3820** Dark Straw
- **DMC 3841** Pale Baby Blue
- **DMC 745** Light Pale Yellow
- **DMC 782** Dark Topaz
- **DMC 955** Light Nile Green
- **DMC 932** Light Antique Blue
- **DMC BLANC** White
- **DMC 912** Light Emerald Green
- **DMC 930** Dark Antique Blue
- **DMC 910** Dark Emerald Green
- **DMC 995** Dark Electric Blue
- **DMC 890** Ultra Dark Pistachio Green
- **DMC 996** Medium Electric Blue
- **DMC 3705** Dark Melon
- **DMC 824** Very Dark Blue
- **DMC 666** Bright Red
- **DMC 814** Dark Garnet
- **DMC 498** Dark Red
- **DMC 820** Very Dark Royal Blue

What a gem, cut stones Needlepoint pattern

Columns 70 to 130, rows 1 to 69. Gray squares: charted already, do not stitch again

This page is the dark part of the chart



Key

- ● **DMC 823** Dark Navy Blue
- ■ **DMC 3820** Dark Straw
- ▲ **DMC 3841** Pale Baby Blue
- ◆ **DMC 745** Light Pale Yellow
- ▼ **DMC 782** Dark Topaz
- ★ **DMC 955** Light Nile Green
- ❖ **DMC 932** Light Antique Blue
- X **DMC BLANC** White
- H **DMC 912** Light Emerald Green
- \+ **DMC 930** Dark Antique Blue
- = **DMC 910** Dark Emerald Green
- Z **DMC 995** Dark Electric Blue
- A **DMC 890** Ultra Dark Pistachio Green
- V **DMC 996** Medium Electric Blue
- T **DMC 3705** Dark Melon
- N **DMC 824** Very Dark Blue
- S **DMC 666** Bright Red
- K **DMC 814** Dark Garnet
- E **DMC 498** Dark Red
- C **DMC 820** Very Dark Royal Blue

What a gem, cut stones Needlepoint pattern

Columns 1 to 69, rows 70 to 130. Gray squares: charted already, do not stitch again

This page is the dark part of the chart

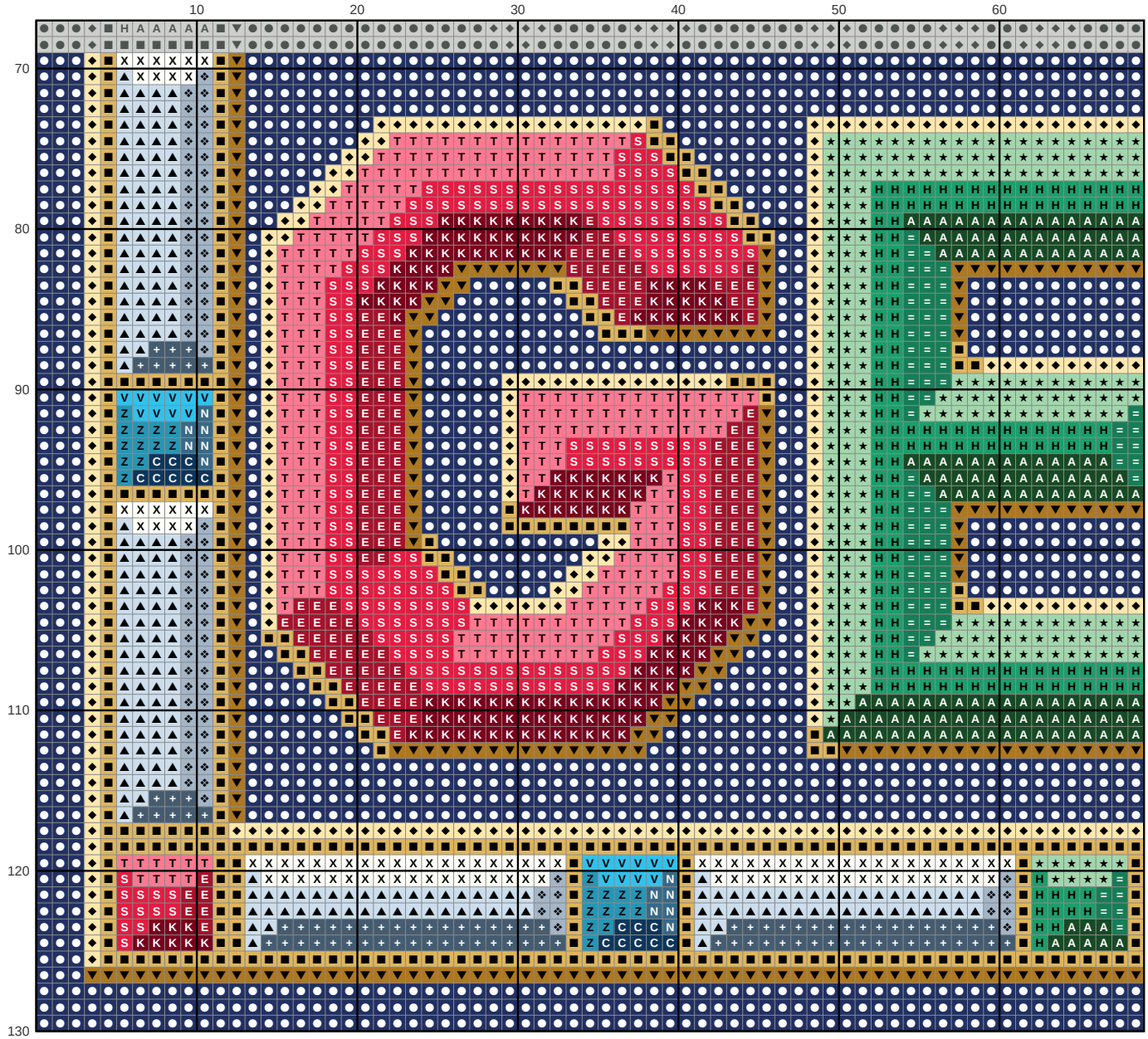

Key

- ● **DMC 823** Dark Navy Blue
- ■ **DMC 3820** Dark Straw
- ▲ **DMC 3841** Pale Baby Blue
- ◆ **DMC 745** Light Pale Yellow
- ▼ **DMC 782** Dark Topaz
- ★ **DMC 955** Light Nile Green
- ❖ **DMC 932** Light Antique Blue
- X **DMC BLANC** White
- H **DMC 912** Light Emerald Green
- \+ **DMC 930** Dark Antique Blue
- = **DMC 910** Dark Emerald Green
- Z **DMC 995** Dark Electric Blue
- A **DMC 890** Ultra Dark Pistachio Green
- V **DMC 996** Medium Electric Blue
- T **DMC 3705** Dark Melon
- N **DMC 824** Very Dark Blue
- S **DMC 666** Bright Red
- K **DMC 814** Dark Garnet
- E **DMC 498** Dark Red
- C **DMC 820** Very Dark Royal Blue

What a gem, cut stones Needlepoint pattern

Columns 70 to 130, rows 70 to 130. Gray squares: charted already, do not stitch again

This page is the dark part of the chart



Key

- **DMC 823** Dark Navy Blue
- **DMC 3820** Dark Straw
- **DMC 3841** Pale Baby Blue
- **DMC 745** Light Pale Yellow
- **DMC 782** Dark Topaz
- **DMC 955** Light Nile Green
- **DMC 932** Light Antique Blue
- **DMC BLANC** White
- **DMC 912** Light Emerald Green
- **DMC 930** Dark Antique Blue
- **DMC 910** Dark Emerald Green
- **DMC 995** Dark Electric Blue
- **DMC 890** Ultra Dark Pistachio Green
- **DMC 996** Medium Electric Blue
- **DMC 3705** Dark Melon
- **DMC 824** Very Dark Blue
- **DMC 666** Bright Red
- **DMC 814** Dark Garnet
- **DMC 498** Dark Red
- **DMC 820** Very Dark Royal Blue