Sassy Whatever pillow with a peacock

Needlepoint pattern | 160 x 120 stitches | 16 x 12 in (40.6 x 30.5 cm) on 10 mesh | 20 colors



How to stitch it



1. Each square is one tent stitch, up at 1, down at 2. Lines in continental, right to left, the canvas upside down for the next row; wide areas in basketweave.
2. Cut 18 in of thread. Start and end it without a knot left behind.
3. Mark the middle of the canvas. It is the outlined square on page 2, column 80, row 60 (DMC 3843): start there. Count threads, not holes.
4. Go on from it: picture first, background last. Gray squares are on two pages: stitch them once.
5. Last, two more rows all round in DMC 939: the seam hides them.

First time? How to needlepoint: flossfield.com/needlepoint/guides/how-to-start/
How to read a chart: flossfield.com/needlepoint/guides/how-to-read-a-chart/

What you need

Canvas: blank mono canvas, 10 mesh (10 threads to the inch), cut 20.5 in wide x 16.5 in high (52.1 x 41.9 cm).

Needle: blunt tapestry, size 18. Also masking tape for the cut edges, and small scissors.

Thread: pearl cotton size 3, 20 colors, about 44 skeins in all (an estimate). Stitch with 2 lengths together.

Make it a pillow: backing fabric, an insert the size of the stitching or an inch larger, and cord or piping for the edge. How to finish a pillow.

Thread list, DMC

			stitches	skeins
●	939	Very Dark Navy Blue	4,952	10
■	550	Very Dark Violet	2,276	4
▲	3821	Straw	2,127	4
◆	433	Medium Brown	1,606	3
▼	823	Dark Navy Blue	1,242	2
★	783	Medium Topaz	1,005	2
❖	729	Medium Old Gold	989	2
X	745	Light Pale Yellow	976	2
H	911	Medium Emerald Green	949	2
+	3845	Medium Bright Turquoise	817	2
=	890	Ultra Dark Pistachio Green	797	2
Z	3848	Medium Teal Green	350	1
A	3808	Ultra Very Dark Turquoise	288	1
V	995	Dark Electric Blue	270	1
T	797	Royal Blue	138	1
N	3843	Electric Blue	125	1
S	780	Ultra Very Dark Topaz	118	1
K	3849	Light Teal Green	80	1
E	820	Very Dark Royal Blue	73	1
C	712	Cream	22	1

Skeins are estimates, with the two extra rows: the thread a stitch takes on the front and back of 10 mesh canvas, plus 30 percent, rounded up for each color.

Thread colors are approximate screen matches to DMC numbers. Check against real thread before you buy.

For your own stitching, gifts and handmade pieces you sell. Do not resell or share this PDF or copies of it.

Sassy Whatever pillow with a peacock

Needlepoint pattern

Columns 1 to 84, rows 1 to 64. Start at the red outline

This page is the dark part of the chart



Key

- **DMC 939** Very Dark Navy Blue
- **DMC 3821** Straw
- **DMC 433** Medium Brown
- **DMC 823** Dark Navy Blue
- **DMC 783** Medium Topaz
- **DMC 729** Medium Old Gold
- **X** **DMC 745** Light Pale Yellow
- **H** **DMC 911** Medium Emerald Green
- **+** **DMC 3845** Medium Bright Turquoise
- **=** **DMC 890** Ultra Dark Pistachio Green
- **Z** **DMC 3848** Medium Teal Green
- **A** **DMC 3808** Ultra Very Dark Turquoise
- **V** **DMC 995** Dark Electric Blue
- **T** **DMC 797** Royal Blue
- **N** **DMC 3843** Electric Blue
- **C** **DMC 712** Cream

Sassy Whatever pillow with a peacock Needlepoint pattern

Columns 85 to 160, rows 1 to 64. Gray squares: charted already, do not stitch again

This page is the dark part of the chart



Key

- **DMC 939** Very Dark Navy Blue
- **DMC 3821** Straw
- **DMC 433** Medium Brown
- **DMC 823** Dark Navy Blue
- **DMC 783** Medium Topaz
- **DMC 729** Medium Old Gold
- **DMC 745** Light Pale Yellow
- **DMC 911** Medium Emerald Green
- **DMC 3845** Medium Bright Turquoise
- **DMC 890** Ultra Dark Pistachio Green
- **DMC 3848** Medium Teal Green
- **DMC 3808** Ultra Very Dark Turquoise
- **DMC 995** Dark Electric Blue
- **DMC 797** Royal Blue
- **DMC 3843** Electric Blue
- **DMC 820** Very Dark Royal Blue
- **DMC 712** Cream

Sassy Whatever pillow with a peacock Needlepoint pattern

Columns 1 to 84, rows 65 to 120. Gray squares: charted already, do not stitch again

This page is the dark part of the chart

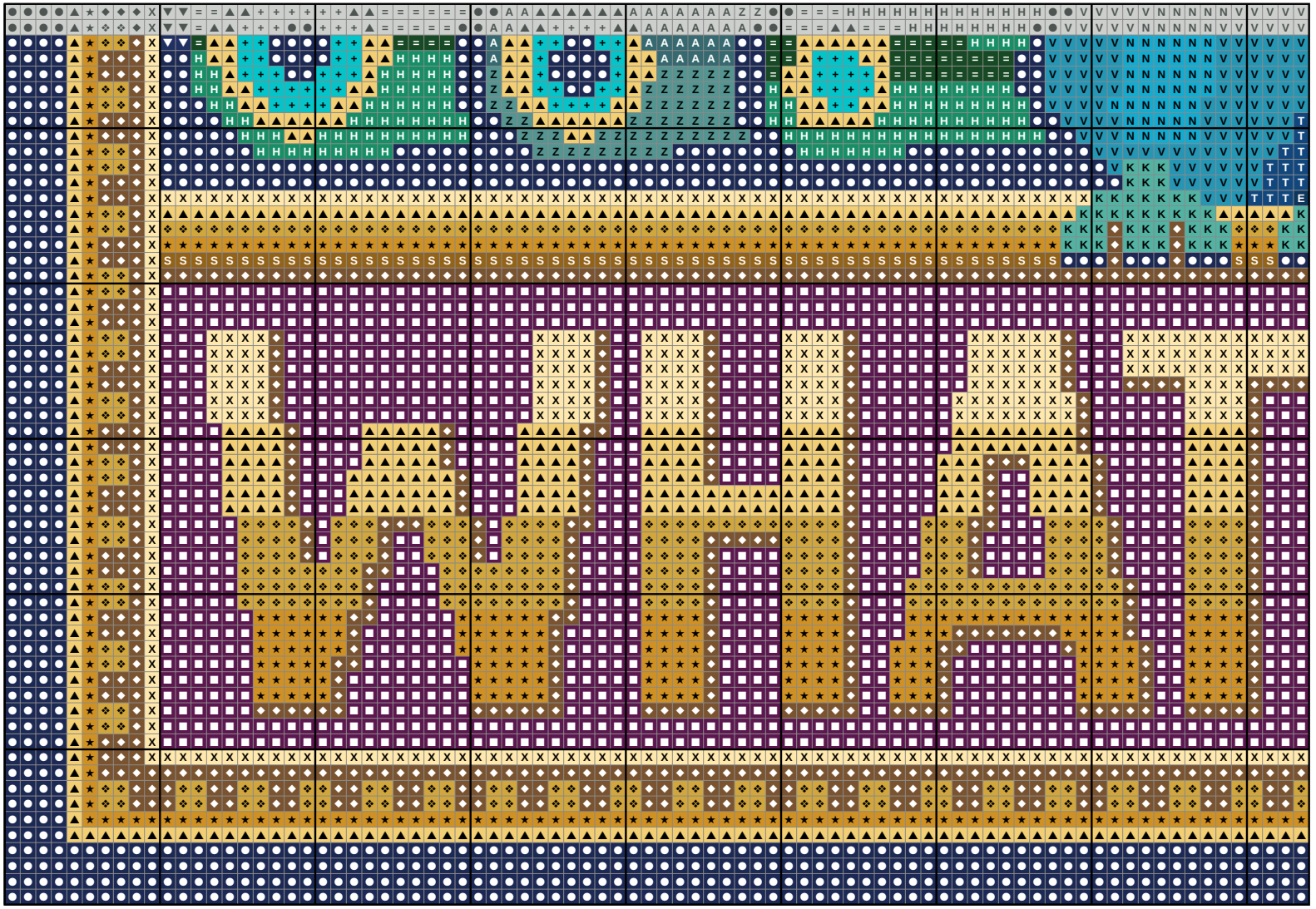

Key

- **DMC 939** Very Dark Navy Blue
- **DMC 550** Very Dark Violet
- **DMC 3821** Straw
- **DMC 433** Medium Brown
- **DMC 823** Dark Navy Blue
- **DMC 783** Medium Topaz
- **DMC 729** Medium Old Gold
- **DMC 745** Light Pale Yellow
- **DMC 911** Medium Emerald Green
- **DMC 3845** Medium Bright Turquoise
- **DMC 890** Ultra Dark Pistachio Green
- **DMC 3848** Medium Teal Green
- **DMC 3808** Ultra Very Dark Turquoise
- **DMC 995** Dark Electric Blue
- **DMC 797** Royal Blue
- **DMC 3843** Electric Blue
- **DMC 780** Ultra Very Dark Topaz
- **DMC 3849** Light Teal Green
- **DMC 820** Very Dark Royal Blue

Sassy Whatever pillow with a peacock Needlepoint pattern

Columns 85 to 160, rows 65 to 120. Gray squares: charted already, do not stitch again

This page is the dark part of the chart

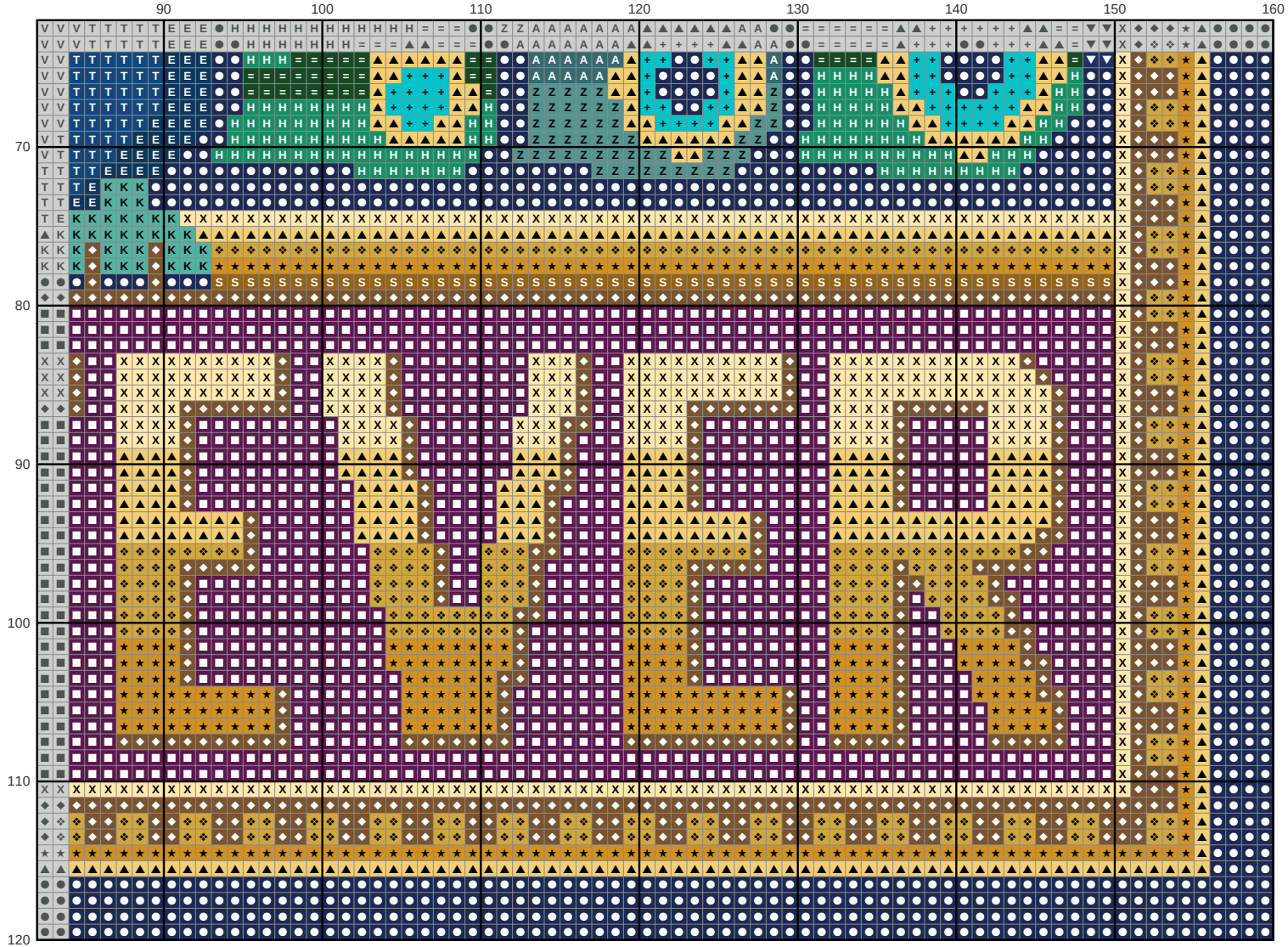

Key

- DMC 939 Very Dark Navy Blue
- DMC 550 Very Dark Violet
- DMC 3821 Straw
- DMC 433 Medium Brown
- DMC 823 Dark Navy Blue
- DMC 783 Medium Topaz
- DMC 729 Medium Old Gold
- X DMC 745 Light Pale Yellow
- H DMC 911 Medium Emerald Green
- \+ DMC 3845 Medium Bright Turquoise
- = DMC 890 Ultra Dark Pistachio Green
- Z DMC 3848 Medium Teal Green
- A DMC 3808 Ultra Very Dark Turquoise
- T DMC 797 Royal Blue
- S DMC 780 Ultra Very Dark Topaz
- K DMC 3849 Light Teal Green
- E DMC 820 Very Dark Royal Blue