Tel Aviv white house by the beach

Needlepoint pattern | 90 x 90 stitches | 5 x 5 in (12.7 x 12.7 cm) on 18 mesh | 18 colors



How to stitch it



1. Each square is one tent stitch, up at 1, down at 2. Lines in continental, right to left, the canvas upside down for the next row; wide areas in basketweave.
2. Cut 18 in of thread. Start and end it without a knot left behind.
3. Mark the middle of the canvas. It is the outlined square on page 2, column 45, row 45 (DMC 3770): start there. Count threads, not holes.
4. Go on from it: picture first, background last. Gray squares are on two pages: stitch them once.
5. Last, two more rows all round in DMC 939: the opening's edge hides them.

First time? How to needlepoint: flossfield.com/needlepoint/guides/how-to-start/
How to read a chart: flossfield.com/needlepoint/guides/how-to-read-a-chart/

What you need

Canvas: blank mono canvas, 18 mesh (18 threads to the inch), cut 9.5 in square (24.1 cm).

Needle: blunt tapestry, size 22. Also masking tape for the cut edges, and small scissors.

Thread: six-strand floss, 18 colors, about 19 skeins in all (an estimate). Stitch with 4 strands (5 or 6 if canvas shows).

Fit it into a lid: the box or tray, acid-free board and backing. Measure the opening first.
How to fit it into a lid.

Thread list, DMC

			stitches	skeins
●	**939**	Very Dark Navy Blue	1,416	2
■	**3822**	Light Straw	1,134	1
▲	**BLANC**	White	1,013	1
◆	**807**	Peacock Blue	907	1
▼	**3770**	Very Light Tawny	765	1
★	**797**	Royal Blue	534	1
❖	**3854**	Medium Autumn Gold	399	1
X	**26**	Pale Lavender	302	1
H	**3811**	Very Light Turquoise	282	1
+	**341**	Light Blue Violet	269	1
=	**3346**	Hunter Green	208	1
Z	**3856**	Ultra Very Light Mahogany	175	1
A	**471**	Very Light Avocado Green	142	1
V	**666**	Bright Red	134	1
T	**435**	Very Light Brown	126	1
N	**895**	Very Dark Hunter Green	125	1
S	**801**	Dark Coffee Brown	92	1
K	**718**	Plum	77	1

Skeins are estimates, with the two extra rows: the thread a stitch takes on the front and back of 18 mesh canvas, plus 30 percent, rounded up for each color.

Thread colors are approximate screen matches to DMC numbers. Check against real thread before you buy.

For your own stitching, gifts and handmade pieces you sell. Do not resell or share this PDF or copies of it.

Tel Aviv white house by the beach

Needlepoint pattern

Columns 1 to 45, rows 1 to 90. Start at the red outline

This page is the dark part of the chart



Key

- **DMC 939** Very Dark Navy Blue
- **DMC 3822** Light Straw
- **DMC BLANC** White
- **DMC 807** Peacock Blue
- **DMC 3770** Very Light Tawny
- **DMC 797** Royal Blue
- **DMC 3854** Medium Autumn Gold
- **DMC 26** Pale Lavender
- **DMC 3811** Very Light Turquoise
- **DMC 341** Light Blue Violet
- **DMC 3346** Hunter Green
- **DMC 3856** Ultra Very Light Mahogany
- **DMC 471** Very Light Avocado Green
- **DMC 666** Bright Red
- **DMC 895** Very Dark Hunter Green
- **DMC 718** Plum

Tel Aviv white house by the beach

Needlepoint pattern

Columns 46 to 90, rows 1 to 90. Gray squares: charted already, do not stitch again

This page is the dark part of the chart



Key

- **DMC 939** Very Dark Navy Blue
- **DMC 3822** Light Straw
- **DMC BLANC** White
- **DMC 807** Peacock Blue
- **DMC 3770** Very Light Tawny
- **DMC 797** Royal Blue
- **DMC 3854** Medium Autumn Gold
- **DMC 26** Pale Lavender
- **DMC 3811** Very Light Turquoise
- **DMC 341** Light Blue Violet
- **DMC 3346** Hunter Green
- **DMC 3856** Ultra Very Light Mahogany
- **DMC 471** Very Light Avocado Green
- **DMC 666** Bright Red
- **DMC 435** Very Light Brown
- **DMC 895** Very Dark Hunter Green
- **DMC 801** Dark Coffee Brown