Save the bees pillow with flowers

Needlepoint pattern | 140 x 140 stitches | 14 x 14 in (35.6 x 35.6 cm) on 10 mesh | 23 colors



How to stitch it



1. Each square is one tent stitch, up at 1, down at 2. Lines in continental, right to left, the canvas upside down for the next row; wide areas in basketweave.
2. Cut 18 in of thread. Start and end it without a knot left behind.
3. Mark the middle of the canvas. It is the outlined square on page 2, column 70, row 70 (DMC 500): start there. Count threads, not holes.
4. Go on from it: picture first, background last. Gray squares are on two pages: stitch them once.
5. Last, two more rows all round in DMC 3808: the seam hides them.

First time? How to needlepoint: flossfield.com/needlepoint/guides/how-to-start/
How to read a chart: flossfield.com/needlepoint/guides/how-to-read-a-chart/

What you need

Canvas: blank mono canvas, 10 mesh (10 threads to the inch), cut 18.5 in square (47 cm).

Needle: blunt tapestry, size 18. Also masking tape for the cut edges, and small scissors.

Thread: pearl cotton size 3, 23 colors, about 45 skeins in all (an estimate). Stitch with 2 lengths together.

Make it a pillow: backing fabric, an insert the size of the stitching or an inch larger, and cord or piping for the edge. How to finish a pillow.

Thread list, DMC

			stitches	skeins
●	500	Very Dark Blue Green	9,207	14
■	3808	Ultra Very Dark Turquoise	1,951	5
▲	3820	Dark Straw	1,821	3
◆	712	Cream	1,548	3
▼	523	Light Fern Green	688	2
★	3836	Light Grape	590	1
❖	520	Dark Fern Green	498	1
X	33	Fuchsia	408	1
H	154	Very Dark Grape	386	1
+	3371	Black Brown	346	1
=	783	Medium Topaz	286	1
Z	153	Very Light Violet	263	1
A	522	Fern Green	258	1
V	34	Dark Fuchsia	236	1
T	340	Medium Blue Violet	223	1
N	928	Very Light Gray Green	170	1
S	341	Light Blue Violet	137	1
K	3747	Very Light Blue Violet	137	1
E	3822	Light Straw	117	1
C	524	Very Light Fern Green	103	1
P	31	Blueberry	93	1
U	3746	Dark Blue Violet	73	1
L	801	Dark Coffee Brown	61	1

Skeins are estimates, with the two extra rows: the thread a stitch takes on the front and back of 10 mesh canvas, plus 30 percent, rounded up for each color.

Thread colors are approximate screen matches to DMC numbers. Check against real thread before you buy.

For your own stitching, gifts and handmade pieces you sell. Do not resell or share this PDF or copies of it.

Save the bees pillow with flowers Needlepoint pattern

Columns 1 to 74, rows 1 to 74. Start at the red outline

This page is the dark part of the chart



Key

● **DMC 500** Very Dark Blue Green	X **DMC 33** Fuchsia	T **DMC 340** Medium Blue Violet
■ **DMC 3808** Ultra Very Dark Turquoise	H **DMC 154** Very Dark Grape	N **DMC 928** Very Light Gray Green
▲ **DMC 3820** Dark Straw	+ **DMC 3371** Black Brown	S **DMC 341** Light Blue Violet
◆ **DMC 712** Cream	= **DMC 783** Medium Topaz	E **DMC 3822** Light Straw
▼ **DMC 523** Light Fern Green	Z **DMC 153** Very Light Violet	C **DMC 524** Very Light Fern Green
★ **DMC 3836** Light Grape	A **DMC 522** Fern Green	P **DMC 31** Blueberry
❖ **DMC 520** Dark Fern Green	V **DMC 34** Dark Fuchsia	U **DMC 3746** Dark Blue Violet

Save the bees pillow with flowers Needlepoint pattern

Columns 75 to 140, rows 1 to 74. Gray squares: charted already, do not stitch again

This page is the dark part of the chart



Key

- **DMC 500** Very Dark Blue Green
- **DMC 3808** Ultra Very Dark Turquoise
- **DMC 3820** Dark Straw
- **DMC 712** Cream
- **DMC 523** Light Fern Green
- **DMC 3836** Light Grape
- **DMC 520** Dark Fern Green
- **DMC 33** Fuchsia
- **DMC 3371** Black Brown
- **DMC 783** Medium Topaz
- **DMC 153** Very Light Violet
- **DMC 522** Fern Green
- **DMC 34** Dark Fuchsia
- **DMC 340** Medium Blue Violet
- **DMC 928** Very Light Gray Green
- **DMC 341** Light Blue Violet
- **DMC 3747** Very Light Blue Violet
- **DMC 3822** Light Straw
- **DMC 524** Very Light Fern Green
- **DMC 31** Blueberry
- **DMC 3746** Dark Blue Violet
- **DMC 801** Dark Coffee Brown

Save the bees pillow with flowers Needlepoint pattern

Columns 1 to 74, rows 75 to 140. Gray squares: charted already, do not stitch again

This page is the dark part of the chart



Key

- **DMC 500** Very Dark Blue Green
- **DMC 3808** Ultra Very Dark Turquoise
- **DMC 3820** Dark Straw
- **DMC 712** Cream
- **DMC 523** Light Fern Green
- **DMC 3836** Light Grape
- **DMC 520** Dark Fern Green
- **DMC 33** Fuchsia
- **DMC 154** Very Dark Grape
- **DMC 3371** Black Brown
- **DMC 783** Medium Topaz
- **DMC 153** Very Light Violet
- **DMC 522** Fern Green
- **DMC 34** Dark Fuchsia
- **DMC 340** Medium Blue Violet
- **DMC 928** Very Light Gray Green
- **DMC 3747** Very Light Blue Violet
- **DMC 3822** Light Straw
- **DMC 524** Very Light Fern Green
- **DMC 801** Dark Coffee Brown

Save the bees pillow with flowers Needlepoint pattern

Columns 75 to 140, rows 75 to 140. Gray squares: charted already, do not stitch again

This page is the dark part of the chart



Key

- **DMC 500** Very Dark Blue Green
- **DMC 3808** Ultra Very Dark Turquoise
- **DMC 3820** Dark Straw
- **DMC 712** Cream
- **DMC 523** Light Fern Green
- **DMC 3836** Light Grape
- **DMC 520** Dark Fern Green
- **DMC 33** Fuchsia
- **DMC 154** Very Dark Grape
- **DMC 3371** Black Brown
- **DMC 783** Medium Topaz
- **DMC 153** Very Light Violet
- **DMC 522** Fern Green
- **DMC 34** Dark Fuchsia
- **DMC 340** Medium Blue Violet
- **DMC 928** Very Light Gray Green
- **DMC 341** Light Blue Violet
- **DMC 3747** Very Light Blue Violet
- **DMC 3822** Light Straw
- **DMC 524** Very Light Fern Green
- **DMC 801** Dark Coffee Brown