Consider the lilies art nouveau pillow

Needlepoint pattern | 156 x 156 stitches | 12 x 12 in (30.5 x 30.5 cm) on 13 mesh | 19 colors



How to stitch it



1. Each square is one tent stitch, up at 1, down at 2. Lines in continental, right to left, the canvas upside down for the next row; wide areas in basketweave.
2. Cut 18 in of thread. Start and end it without a knot left behind.
3. Mark the middle of the canvas. It is the outlined square on page 5, column 78, row 78 (DMC 504): start there. Count threads, not holes.
4. Go on from it: picture first, background last. Gray squares are on two pages: stitch them once.
5. Last, two more rows all round in DMC 890: the seam hides them.

First time? How to needlepoint: flossfield.com/needlepoint/guides/how-to-start/
How to read a chart: flossfield.com/needlepoint/guides/how-to-read-a-chart/

What you need

Canvas: blank mono canvas, 13 mesh (13 threads to the inch), cut 16.5 in square (41.9 cm).

Needle: blunt tapestry, size 20. Also masking tape for the cut edges, and small scissors.

Thread: six-strand floss, 19 colors, about 49 skeins in all (an estimate). Stitch with 7 strands (8 if canvas shows).

Make it a pillow: backing fabric, an insert the size of the stitching or an inch larger, and cord or piping for the edge. How to finish a pillow.

Thread list, DMC

			stitches	skeins
●	**772**	Very Light Yellow Green	5,315	8
■	**890**	Ultra Dark Pistachio Green	4,659	9
▲	**3820**	Dark Straw	2,531	4
◆	**501**	Dark Blue Green	2,461	4
▼	**BLANC**	White	923	2
★	**3823**	Ultra Pale Yellow	920	2
❖	**503**	Medium Blue Green	892	2
X	**26**	Pale Lavender	887	2
H	**333**	Very Dark Blue Violet	868	2
+	**504**	Very Light Blue Green	862	2
=	**471**	Very Light Avocado Green	733	2
Z	**935**	Dark Avocado Green	718	2
A	**470**	Light Avocado Green	703	2
V	**502**	Blue Green	682	1
T	**3348**	Light Yellow Green	453	1
N	**3345**	Dark Hunter Green	251	1
S	**780**	Ultra Very Dark Topaz	224	1
K	**28**	Medium Light Eggplant	202	1
E	**3822**	Light Straw	52	1

Skeins are estimates, with the two extra rows: the thread a stitch takes on the front and back of 13 mesh canvas, plus 30 percent, rounded up for each color.

Thread colors are approximate screen matches to DMC numbers. Check against real thread before you buy.

For your own stitching, gifts and handmade pieces you sell. Do not resell or share this PDF or copies of it.

Consider the lilies art nouveau pillow

Needlepoint pattern

Columns 1 to 82, rows 1 to 66

This page is the dark part of the chart



Key

- **DMC 772** Very Light Yellow Green
- **DMC 890** Ultra Dark Pistachio Green
- **DMC 3820** Dark Straw
- **DMC 501** Dark Blue Green
- **DMC 3823** Ultra Pale Yellow
- **DMC 503** Medium Blue Green
- **DMC 26** Pale Lavender
- **DMC 504** Very Light Blue Green

Consider the lilies art nouveau pillow

Needlepoint pattern

Columns 83 to 156, rows 1 to 66. Gray squares: charted already, do not stitch again

This page is the dark part of the chart



Key

- **DMC 772** Very Light Yellow Green
- **DMC 890** Ultra Dark Pistachio Green
- **DMC 3820** Dark Straw
- **DMC 501** Dark Blue Green
- **DMC 3823** Ultra Pale Yellow
- **DMC 503** Medium Blue Green
- **DMC 26** Pale Lavender
- **DMC 504** Very Light Blue Green

Consider the lilies art nouveau pillow

Needlepoint pattern

Columns 1 to 52, rows 67 to 156. Gray squares: charted already, do not stitch again

This page is the dark part of the chart

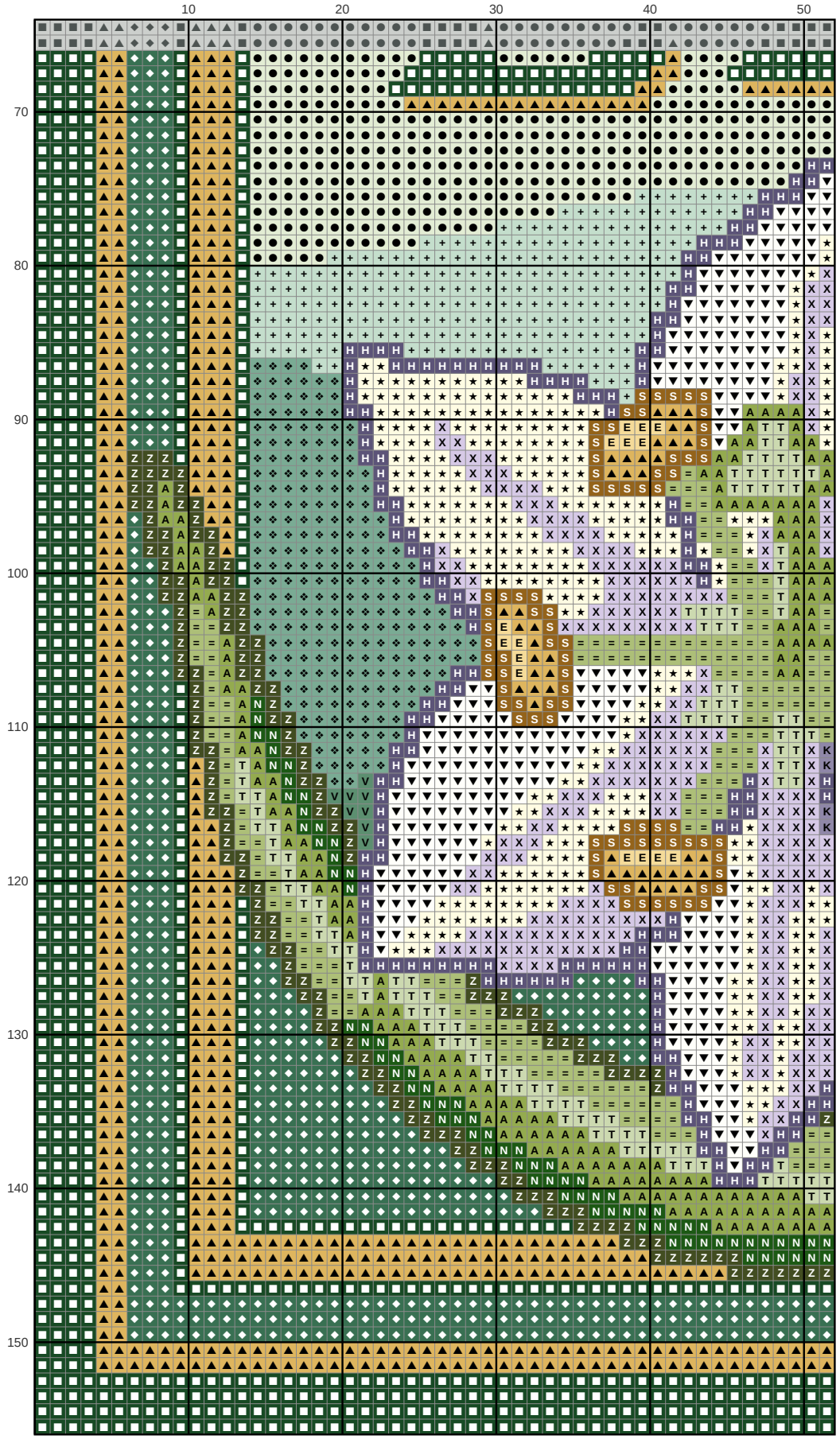

Key

- ● **DMC 772** Very Light Yellow Green
- ■ **DMC 890** Ultra Dark Pistachio Green
- ▲ **DMC 3820** Dark Straw
- ◆ **DMC 501** Dark Blue Green
- ▼ **DMC BLANC** White
- ★ **DMC 3823** Ultra Pale Yellow
- ❖ **DMC 503** Medium Blue Green
- X **DMC 26** Pale Lavender
- H **DMC 333** Very Dark Blue Violet
- \+ **DMC 504** Very Light Blue Green
- = **DMC 471** Very Light Avocado Green
- Z **DMC 935** Dark Avocado Green
- A **DMC 470** Light Avocado Green
- V **DMC 502** Blue Green
- T **DMC 3348** Light Yellow Green
- N **DMC 3345** Dark Hunter Green
- S **DMC 780** Ultra Very Dark Topaz
- K **DMC 28** Medium Light Eggplant
- E **DMC 3822** Light Straw

Consider the lilies art nouveau pillow

Needlepoint pattern

Columns 53 to 104, rows 67 to 156. Start at the red outline. Gray squares: charted already, do not stitch again

This page is the dark part of the chart



Key

- ● **DMC 772** Very Light Yellow Green
- □ **DMC 890** Ultra Dark Pistachio Green
- ▲ **DMC 3820** Dark Straw
- ◆ **DMC 501** Dark Blue Green
- ▼ **DMC BLANC** White
- ★ **DMC 3823** Ultra Pale Yellow
- ❖ **DMC 503** Medium Blue Green
- X **DMC 26** Pale Lavender
- H **DMC 333** Very Dark Blue Violet
- \+ **DMC 504** Very Light Blue Green
- = **DMC 471** Very Light Avocado Green
- Z **DMC 935** Dark Avocado Green
- A **DMC 470** Light Avocado Green
- V **DMC 502** Blue Green
- T **DMC 3348** Light Yellow Green
- N **DMC 3345** Dark Hunter Green
- S **DMC 780** Ultra Very Dark Topaz
- K **DMC 28** Medium Light Eggplant
- E **DMC 3822** Light Straw

Consider the lilies art nouveau pillow

Needlepoint pattern

Columns 105 to 156, rows 67 to 156. Gray squares: charted already, do not stitch again

This page is the dark part of the chart



Key

- ● **DMC 772** Very Light Yellow Green
- □ **DMC 890** Ultra Dark Pistachio Green
- ▲ **DMC 3820** Dark Straw
- ◆ **DMC 501** Dark Blue Green
- ▼ **DMC BLANC** White
- ★ **DMC 3823** Ultra Pale Yellow
- ❖ **DMC 503** Medium Blue Green
- X **DMC 26** Pale Lavender
- H **DMC 333** Very Dark Blue Violet
- \+ **DMC 504** Very Light Blue Green
- = **DMC 471** Very Light Avocado Green
- Z **DMC 935** Dark Avocado Green
- A **DMC 470** Light Avocado Green
- V **DMC 502** Blue Green
- T **DMC 3348** Light Yellow Green
- N **DMC 3345** Dark Hunter Green
- S **DMC 780** Ultra Very Dark Topaz
- K **DMC 28** Medium Light Eggplant
- E **DMC 3822** Light Straw