Dragonfly over water lilies

Needlepoint pattern | 63 x 121 stitches | 3.5 x 6.7 in (8.9 x 17.1 cm) on 18 mesh | 14 colors



Thread key, DMC

			stitches	yards	skeins
●	**154**	Very Dark Grape	2,266	16	2
■	**959**	Medium Seagreen	954	7	1
▲	**333**	Very Dark Blue Violet	870	6	1
◆	**3855**	Light Autumn Gold	759	6	1
▼	**3733**	Dusty Rose	598	5	1
★	**943**	Medium Aquamarine	403	3	1
❖	**761**	Light Salmon	330	3	1
X	**3825**	Pale Pumpkin	316	3	1
O	**747**	Very Light Sky Blue	289	2	1
+	**210**	Medium Lavender	253	2	1
=	**500**	Very Dark Blue Green	232	2	1
Z	**819**	Light Baby Pink	152	2	1
A	**3746**	Dark Blue Violet	104	1	1
V	**552**	Medium Violet	97	1	1

One chart square is one tent stitch over one canvas intersection.

Cut the canvas at least 7.5 x 10.7 in (19.1 x 27.2 cm) for 18 mesh: the design and 2 in (5.1 cm) of margin on every side.

7,623 stitches in all. Start from the center: a red arrow above the chart marks the center column, and one to the left of it the center row. The arrows are on the pages those lines cross.

The chart is divided evenly over 2 pages. Where chart pages join, gray squares repeat two rows. The small picture at the top of each chart page shows which part it is.

Thread: six-strand floss, 4 to 6 strands in the needle on 18 mesh (counted at 6), about 15 skeins of 8.7 yd in all. Or pearl cotton size 5, 1 strand, about 14 skeins of 27.3 yd; or Persian wool, 1 strand, about 14 skeins of 8 yd. Wool is numbered differently: match it by eye. Needle: tapestry, size 22.

Yards and skeins are estimates: the thread a stitch takes on the front and back of 18 mesh canvas, plus 30 percent, rounded up for each color (about 59 yards in all, as the thread lies in the needle).

Thread colors are approximate screen matches to DMC numbers. Check against real thread before you buy.

When it is stitched: also have a finisher, or the fabric and cord to make it up yourself. Ask before you stitch the edge: some finishes take extra rows. "Ways to finish needlepoint" is a guide linked from this pattern's page.

For your own stitching, gifts and handmade pieces you sell. Do not resell or share this PDF or copies of it.

Dragonfly over water lilies Needlepoint pattern

This page is the dark part of the chart

Chart 1 of 2: columns 1 to 63, rows 1 to 60



Key

- ● **DMC 154** Very Dark Grape
- ■ **DMC 959** Medium Seagreen
- ▲ **DMC 333** Very Dark Blue Violet
- ◆ **DMC 3855** Light Autumn Gold
- ▼ **DMC 3733** Dusty Rose
- ★ **DMC 943** Medium Aquamarine
- ❖ **DMC 761** Light Salmon
- X **DMC 3825** Pale Pumpkin
- O **DMC 747** Very Light Sky Blue
- \+ **DMC 210** Medium Lavender
- = **DMC 500** Very Dark Blue Green
- V **DMC 552** Medium Violet

Dragonfly over water lilies

Needlepoint pattern

This page is the dark part of the chart

Chart 2 of 2: columns 1 to 63, rows 61 to 121; gray squares repeat rows 59 and 60



Key

- **DMC 154** Very Dark Grape
- **DMC 959** Medium Seagreen
- **DMC 333** Very Dark Blue Violet
- **DMC 3855** Light Autumn Gold
- **DMC 3733** Dusty Rose
- **DMC 943** Medium Aquamarine
- **DMC 761** Light Salmon
- **DMC 3825** Pale Pumpkin
- **DMC 210** Medium Lavender
- **DMC 500** Very Dark Blue Green
- **DMC 819** Light Baby Pink
- **DMC 3746** Dark Blue Violet
- **DMC 552** Medium Violet