Easy red poppy flower

Needlepoint pattern | 90 x 90 stitches | 5 x 5 in (12.7 x 12.7 cm) on 18 mesh | 7 colors



Thread key

			stitches	yards	skeins of floss
●	**DMC 310**	Black	3,444	24	3
■	**DMC 471**	Very Light Avocado Green	1,556	11	2
▲	**DMC 817**	Very Dark Coral Red	1,116	8	1
◆	**DMC 3340**	Medium Apricot	888	7	1
▼	**DMC 814**	Dark Garnet	612	5	1
★	**DMC 469**	Avocado Green	328	3	1
❖	**DMC 745**	Light Pale Yellow	156	2	1

One chart square is one tent stitch over one canvas intersection.

Cut the canvas at least 9 x 9 in (22.9 x 22.9 cm) for 18 mesh: the design and 2 in (5.1 cm) of margin on every side.

8,100 stitches in all. Start from the center: a red arrow above the chart marks the center column, and one to the left of it the center row. The arrows are on the pages those lines cross.

The chart is divided evenly over 2 pages. Where chart pages join, gray squares repeat two columns. The small picture at the top of each chart page shows which part it is.

Thread: six-strand floss, 4 to 6 strands in the needle on 18 mesh (counted at 6), about 10 skeins of 8.7 yd in all. Or pearl cotton size 5, 1 strand, about 7 skeins of 27.3 yd; or Persian wool, 1 strand, about 7 skeins of 8 yd. Wool is numbered differently: match it by eye. Needle: tapestry, size 22.

Yards and skeins are estimates: the thread a stitch takes on the front and back of 18 mesh canvas, plus 30 percent, rounded up for each color (about 60 yards in all, as the thread lies in the needle).

Thread colors are approximate screen matches to DMC numbers. Check against real thread before you buy.

Fit it into a lid: also have the box or tray, acid-free board and backing. Measure the opening first and add a row or two of background to sit under its edge. "How to fit it into a lid" is a guide linked from this pattern's page.

For your own stitching, gifts and handmade pieces you sell. Do not resell or share this PDF or copies of it.

Easy red poppy flower

Needlepoint pattern

Chart 1 of 2: columns 1 to 45, rows 1 to 90

This page is the dark part of the chart



Key

- **DMC 310** Black
- **DMC 471**
- **DMC 817** Very Dark Coral Red
- **DMC 3340** Medium Apricot
- **DMC 814** Dark Garnet
- **DMC 469** Avocado Green
- **DMC 745** Light Pale Yellow

Easy red poppy flower

Needlepoint pattern

This page is the dark part of the chart

Chart 2 of 2: columns 46 to 90, rows 1 to 90; gray squares repeat columns 44 and 45



Key

- DMC 310 Black
- DMC 471
- DMC 817
- DMC 3340 Medium Apricot
- DMC 814 Dark Garnet
- DMC 469 Avocado Green
- DMC 745 Light Pale Yellow