White lily Bible cover

Needlepoint pattern | 234 x 130 stitches | 18 x 10 in (45.7 x 25.4 cm) on 13 mesh | 20 colors



Thread key, DMC

			stitches	yards	skeins
●	**3865**	Winter White	11,637	111	17
■	**524**	Very Light Fern Green	2,098	20	4
▲	**729**	Medium Old Gold	2,068	20	4
◆	**829**	Very Dark Golden Olive	1,706	17	3
▼	**3363**	Medium Pine Green	1,522	15	3
★	**3362**	Dark Pine Green	1,504	15	3
❖	**3053**	Green Gray	1,381	14	3
X	**935**	Dark Avocado Green	1,328	13	2
O	**3041**	Medium Antique Violet	1,304	13	2
+	**415**	Pearl Gray	1,301	13	2
=	**3743**	Very Light Antique Violet	1,218	12	2
Z	**BLANC**	White	1,190	12	2
A	**01**	White Tin	697	7	2
V	**762**	Very Light Pearl Gray	447	5	1
T	**3042**	Light Antique Violet	376	4	1
N	**676**	Light Old Gold	221	3	1
S	**ECRU**	Ecru	203	2	1
K	**772**	Very Light Yellow Green	141	2	1
E	**782**	Dark Topaz	48	1	1
C	**677**	Very Light Old Gold	30	1	1

One chart square is one tent stitch over one canvas intersection.

Cut the canvas at least 22 x 14 in (55.9 x 35.6 cm) for 13 mesh: the design and 2 in (5.1 cm) of margin on every side.

30,420 stitches in all. Start from the center: a red arrow above the chart marks the center column, and one to the left of it the center row. The arrows are on the pages those lines cross.

The chart is on 6 pages, each cut to what is stitched: bare canvas has no page, and a join falls on plain ground where it can. Pages 2, 3, 4, 5, 6 and 7 are turned on their side, for a part that is wider than it is tall. Where chart pages join, gray squares repeat two rows or columns. The small picture at the top of each chart page shows which part it is.

Thread: six-strand floss, 7 or 8 strands in the needle on 13 mesh (counted at 8), about 56 skeins of 8.7 yd in all. Or pearl cotton size 3, 1 strand, about 28 skeins of 16.4 yd; or tapestry wool, 1 strand, about 45 skeins of 8.7 yd; or Persian wool, 2 strands, about 38 skeins of 8 yd. Wool is numbered differently: match it by eye. Needle: tapestry, size 20.

Yards and skeins are estimates: the thread a stitch takes on the front and back of 13 mesh canvas, plus 30 percent, rounded up for each color (about 300 yards in all, as the thread lies in the needle).

Thread colors are approximate screen matches to DMC numbers. Check against real thread before you buy.

When it is stitched: also have a finisher, or the fabric and cord to make it up yourself. Ask before you stitch the edge: some finishes take extra rows. "Ways to finish needlepoint" is a guide linked from this pattern's page.

For your own stitching, gifts and handmade pieces you sell. Do not resell or share this PDF or copies of it.

White lily Bible cover

Needlepoint pattern

Chart 1 of 6: columns 1 to 78, rows 1 to 66

This page is the dark part of the chart



Key

- ● DMC 3865
- ■ DMC 524
- ▲ DMC 729
- ◆ DMC 829
- ▼ DMC 3363
- ❖ DMC 3053 Green Gray
- X DMC 935
- O DMC 3041
- \+ DMC 415 Pearl Gray
- = DMC 3743
- Z DMC BLANC White
- A DMC 01 White Tin
- V DMC 762
- T DMC 3042
- S DMC ECRU Ecru
- K DMC 772

White lily Bible cover

Needlepoint pattern

Chart 2 of 6: columns 79 to 156, rows 1 to 66; gray squares repeat columns 77 and 78

This page is the dark part of the chart



Key

- ● DMC 3865
- ■ DMC 524
- ▲ DMC 729
- ◆ DMC 829
- ▼ DMC 3363
- ★ DMC 3362
- ❖ DMC 3053
- X DMC 935
- O DMC 3041
- \+ DMC 415
- = DMC 3743
- Z DMC BLANC
- A DMC 01 White Tin
- V DMC 762
- T DMC 3042
- N DMC 676
- S DMC ECRU
- K DMC 772
- E DMC 782
- C DMC 677

White lily Bible cover

Needlepoint pattern

Chart 3 of 6: columns 157 to 234, rows 1 to 66; gray squares repeat columns 155 and 156

This page is the dark part of the chart



Key

- ● DMC 3865
- ■ DMC 524
- ▲ DMC 729
- ◆ DMC 829
- ▼ DMC 3363
- ★ DMC 3362
- ❖ DMC 3053
- X DMC 935
- O DMC 3041
- = DMC 3743
- Z DMC BLANC
- V DMC 762
- T DMC 3042
- N DMC 676
- S DMC ECRU
- K DMC 772
- E DMC 782

White lily Bible cover

Needlepoint pattern

Chart 4 of 6: columns 1 to 78, rows 67 to 130; gray squares repeat rows 65 and 66

This page is the dark part of the chart





Key

- DMC 3865
- DMC 524
- DMC 729
- DMC 829
- DMC 3363
- DMC 3053 Green Gray
- DMC 935
- DMC 415 Pearl Gray
- DMC 01 White Tin

White lily Bible cover

Needlepoint pattern

Chart 5 of 6: columns 79 to 156, rows 67 to 130; gray squares repeat columns 77 and 78 and rows 65 and 66

This page is the dark part of the chart



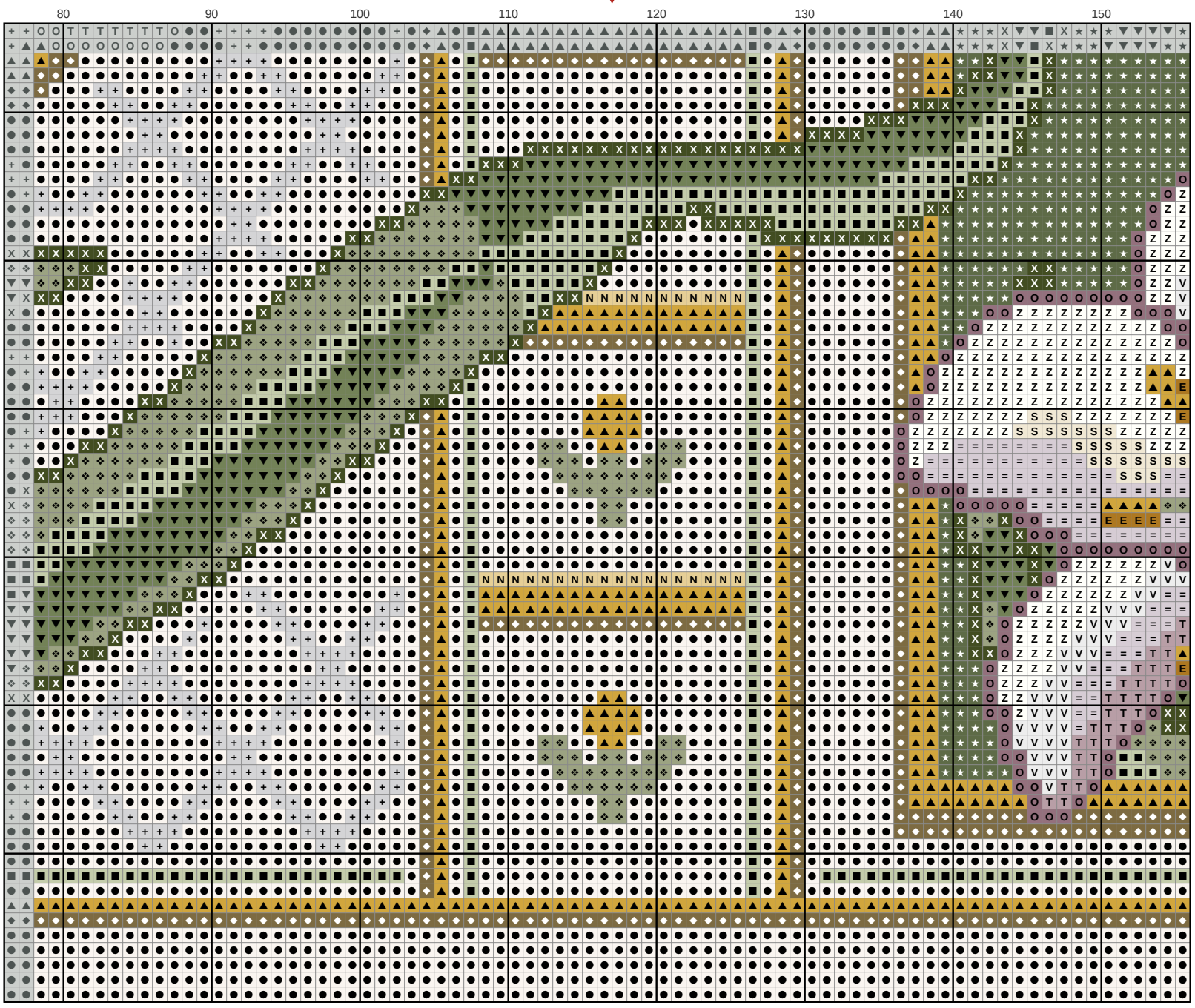

Key

- ● DMC 3865
- ■ DMC 524
- ▲ DMC 729
- ◆ DMC 829
- ▼ DMC 3363
- ★ DMC 3362
- ❖ DMC 3053
- X DMC 935
- O DMC 3041
- \+ DMC 415
- = DMC 3743
- Z DMC BLANC
- V DMC 762
- T DMC 3042
- N DMC 676
- S DMC ECRU
- E DMC 782

White lily Bible cover

Needlepoint pattern

Chart 6 of 6: columns 157 to 234, rows 67 to 130; gray squares repeat columns 155 and 156 and rows 65 and 66

This page is the dark part of the chart



Key

- ● DMC 3865
- ■ DMC 524
- ▲ DMC 729
- ◆ DMC 829
- ▼ DMC 3363
- ★ DMC 3362
- ❖ DMC 3053
- X DMC 935
- O DMC 3041
- = DMC 3743
- Z DMC BLANC
- V DMC 762
- T DMC 3042
- N DMC 676
- S DMC ECRU
- K DMC 772
- E DMC 782
- C DMC 677