Statue of Liberty sunrise pillow

Needlepoint pattern | 140 x 140 stitches | 14 x 14 in (35.6 x 35.6 cm) on 10 mesh | 22 colors



How to stitch it



1. Each square is one tent stitch, up at 1, down at 2. Lines in continental, right to left, the canvas upside down for the next row; wide areas in basketweave.
2. Cut 18 in of thread. Start and end it without a knot left behind.
3. Mark the middle of the canvas. It is the outlined square on page 2, column 70, row 70 (DMC 3813): start there. Count threads, not holes.
4. Go on from it: picture first, background last. Gray squares are on two pages: stitch them once.
5. Last, two more rows all round in DMC 500: the seam hides them.

First time? How to needlepoint: flossfield.com/needlepoint/guides/how-to-start/
How to read a chart: flossfield.com/needlepoint/guides/how-to-read-a-chart/

What you need

Canvas: blank mono canvas, 10 mesh (10 threads to the inch), cut 18.5 in square (47 cm).

Needle: blunt tapestry, size 18. Also masking tape for the cut edges, and small scissors.

Thread: pearl cotton size 3, 22 colors, about 41 skeins in all (an estimate). Stitch with 2 lengths together.

Make it a pillow: backing fabric, an insert the size of the stitching or an inch larger, and cord or piping for the edge. How to finish a pillow.

Thread list, DMC

			stitches	skeins
●	**500**	Very Dark Blue Green	7,064	13
■	**725**	Medium Light Topaz	1,187	2
▲	**3816**	Celadon Green	1,110	2
◆	**783**	Medium Topaz	1,086	2
▼	**3813**	Light Blue Green	945	2
★	**352**	Light Coral	938	2
❖	**369**	Very Light Pistachio Green	905	2
X	**3855**	Light Autumn Gold	779	2
H	**992**	Light Aquamarine	647	1
+	**3825**	Pale Pumpkin	627	1
=	**712**	Cream	616	1
Z	**3809**	Very Dark Turquoise	579	1
A	**3721**	Dark Shell Pink	558	1
V	**3824**	Light Apricot	521	1
T	**991**	Dark Aquamarine	426	1
N	**3746**	Dark Blue Violet	364	1
S	**745**	Light Pale Yellow	358	1
K	**598**	Light Turquoise	261	1
E	**340**	Medium Blue Violet	259	1
C	**738**	Very Light Tan	193	1
P	**436**	Tan	127	1
U	**741**	Medium Tangerine	50	1

Skeins are estimates, with the two extra rows: the thread a stitch takes on the front and back of 10 mesh canvas, plus 30 percent, rounded up for each color.

Thread colors are approximate screen matches to DMC numbers. Check against real thread before you buy.

For your own stitching, gifts and handmade pieces you sell. Do not resell or share this PDF or copies of it.

Statue of Liberty sunrise pillow Needlepoint pattern

Columns 1 to 70, rows 1 to 70. Start at the red outline

This page is the dark part of the chart



Key

- DMC 500 Very Dark Blue Green
- DMC 725 Medium Light Topaz
- DMC 3816 Celadon Green
- DMC 783 Medium Topaz
- DMC 3813 Light Blue Green
- DMC 352 Light Coral
- DMC 369 Very Light Pistachio Green
- DMC 3855 Light Autumn Gold
- DMC 992 Light Aquamarine
- DMC 3825 Pale Pumpkin
- DMC 712 Cream
- DMC 3721 Dark Shell Pink
- DMC 3824 Light Apricot
- DMC 991 Dark Aquamarine
- DMC 745 Light Pale Yellow
- DMC 741 Medium Tangerine

Statue of Liberty sunrise pillow Needlepoint pattern

This page is the dark part of the chart

Columns 71 to 140, rows 1 to 70. Gray squares: charted already, do not stitch again



Key

- **DMC 500** Very Dark Blue Green
- **DMC 725** Medium Light Topaz
- **DMC 3816** Celadon Green
- **DMC 783** Medium Topaz
- **DMC 3813** Light Blue Green
- **DMC 352** Light Coral
- **DMC 369** Very Light Pistachio Green
- **DMC 3855** Light Autumn Gold
- **DMC 992** Light Aquamarine
- **DMC 3825** Pale Pumpkin
- **DMC 712** Cream
- **DMC 3721** Dark Shell Pink
- **DMC 3824** Light Apricot
- **DMC 991** Dark Aquamarine
- **DMC 745** Light Pale Yellow

Statue of Liberty sunrise pillow Needlepoint pattern

This page is the dark part of the chart

Columns 1 to 70, rows 71 to 140. Gray squares: charted already, do not stitch again



Key

●	**DMC 500** Very Dark Blue Green	X	**DMC 3855** Light Autumn Gold	T	**DMC 991** Dark Aquamarine
■	**DMC 725** Medium Light Topaz	H	**DMC 992** Light Aquamarine	N	**DMC 3746** Dark Blue Violet
▲	**DMC 3816** Celadon Green	+	**DMC 3825** Pale Pumpkin	S	**DMC 745** Light Pale Yellow
◆	**DMC 783** Medium Topaz	=	**DMC 712** Cream	K	**DMC 598** Light Turquoise
▼	**DMC 3813** Light Blue Green	Z	**DMC 3809** Very Dark Turquoise	E	**DMC 340** Medium Blue Violet
★	**DMC 352** Light Coral	A	**DMC 3721** Dark Shell Pink	C	**DMC 738** Very Light Tan
❖	**DMC 369** Very Light Pistachio Green	V	**DMC 3824** Light Apricot	P	**DMC 436** Tan

Statue of Liberty sunrise pillow

Needlepoint pattern

This page is the dark part of the chart

Columns 71 to 140, rows 71 to 140. Gray squares: charted already, do not stitch again



Key

● **DMC 500** Very Dark Blue Green	X **DMC 3855** Light Autumn Gold	T **DMC 991** Dark Aquamarine
■ **DMC 725** Medium Light Topaz	H **DMC 992** Light Aquamarine	N **DMC 3746** Dark Blue Violet
▲ **DMC 3816** Celadon Green	+ **DMC 3825** Pale Pumpkin	S **DMC 745** Light Pale Yellow
◆ **DMC 783** Medium Topaz	= **DMC 712** Cream	K **DMC 598** Light Turquoise
▼ **DMC 3813** Light Blue Green	Z **DMC 3809** Very Dark Turquoise	E **DMC 340** Medium Blue Violet
★ **DMC 352** Light Coral	A **DMC 3721** Dark Shell Pink	C **DMC 738** Very Light Tan
❖ **DMC 369** Very Light Pistachio Green	V **DMC 3824** Light Apricot	P **DMC 436** Tan