Art Nouveau swan and northern lights

Needlepoint pattern | 104 x 130 stitches | 8 x 10 in (20.3 x 25.4 cm) on 13 mesh | 22 colors



How to stitch it



1. Each square is one tent stitch, up at 1, down at 2. Lines in continental, right to left, the canvas upside down for the next row; wide areas in basketweave.
2. Cut 18 in of thread. Start and end it without a knot left behind.
3. Mark the middle of the canvas. It is the outlined square on page 2, column 52, row 65 (DMC 3865): start there. Count threads, not holes.
4. Go on from it: picture first, background last. Gray squares are on two pages: stitch them once.
5. When it is done, block it square.

First time? How to needlepoint: flossfield.com/needlepoint/guides/how-to-start/
How to read a chart: flossfield.com/needlepoint/guides/how-to-read-a-chart/

What you need

Canvas: blank mono canvas, 13 mesh (13 threads to the inch), cut 12 in wide x 14 in high (30.5 x 35.6 cm).

Needle: blunt tapestry, size 20. Also masking tape for the cut edges, and small scissors.

Thread: six-strand floss, 22 colors, about 33 skeins in all (an estimate). Stitch with 7 strands (8 if canvas shows).

Frame it: acid-free board and a frame.
How to frame needlepoint.

Thread list, DMC

			stitches	skeins
●	**310**	Black	2,552	4
■	**3865**	Winter White	1,552	3
▲	**3848**	Medium Teal Green	1,518	3
◆	**729**	Medium Old Gold	1,104	2
▼	**3850**	Dark Bright Green	1,022	2
★	**3822**	Light Straw	986	2
❖	**823**	Dark Navy Blue	891	2
X	**3752**	Very Light Antique Blue	581	1
H	**932**	Light Antique Blue	515	1
+	**3851**	Light Bright Green	415	1
=	**500**	Very Dark Blue Green	414	1
Z	**311**	Medium Navy Blue	294	1
A	**3823**	Ultra Pale Yellow	250	1
V	**964**	Light Seagreen	239	1
T	**931**	Medium Antique Blue	224	1
N	**3753**	Ultra Very Light Antique Blue	217	1
S	**3808**	Ultra Very Dark Turquoise	202	1
K	**224**	Very Light Shell Pink	140	1
E	**3746**	Dark Blue Violet	128	1
C	**225**	Ultra Very Light Shell Pink	126	1
P	**333**	Very Dark Blue Violet	79	1
U	**725**	Medium Light Topaz	71	1

Skeins are estimates: the thread a stitch takes on the front and back of 13 mesh canvas, plus 30 percent, rounded up for each color.
Thread colors are approximate screen matches to DMC numbers. Check against real thread before you buy.
For your own stitching, gifts and handmade pieces you sell. Do not resell or share this PDF or copies of it.

Art Nouveau swan and northern lights

Needlepoint pattern

Columns 1 to 104, rows 1 to 69. Start at the red outline

This page is the dark part of the chart



Art Nouveau swan and northern lights Needlepoint pattern

Columns 1 to 104, rows 70 to 130. Gray squares: charted already, do not stitch again

This page is the dark part of the chart

