Tudor rose with oak and acorns

Needlepoint pattern | 90 x 126 stitches | 5 x 7 in (12.7 x 17.8 cm) on 18 mesh | 20 colors



How to stitch it



1. Each square is one tent stitch, up at 1, down at 2. Lines in continental, right to left, the canvas upside down for the next row; wide areas in basketweave.
2. Cut 18 in of thread. Start and end it without a knot left behind.
3. Mark the middle of the canvas. It is the outlined square on page 2, column 45, row 63 (DMC 154): start there. Count threads, not holes.
4. Go on from it: picture first, background last. Gray squares are on two pages: stitch them once.
5. When it is done, block it square.

First time? How to needlepoint: flossfield.com/needlepoint/guides/how-to-start/
How to read a chart: flossfield.com/needlepoint/guides/how-to-read-a-chart/

What you need

Canvas: blank mono canvas, 18 mesh (18 threads to the inch), cut 9 in wide x 11 in high (22.9 x 27.9 cm).

Needle: blunt tapestry, size 22. Also masking tape for the cut edges, and small scissors.

Thread: six-strand floss, 20 colors, about 24 skeins in all (an estimate). Stitch with 4 strands (5 or 6 if canvas shows).

Frame it: acid-free board and a frame.
How to frame needlepoint.

Thread list, DMC

			stitches	skeins
●	154	Very Dark Grape	3,785	3
■	712	Cream	1,548	2
▲	504	Very Light Blue Green	1,534	2
◆	841	Light Beige Brown	633	1
▼	839	Dark Beige Brown	545	1
★	842	Very Light Beige Brown	496	1
❖	3346	Hunter Green	315	1
X	782	Dark Topaz	315	1
H	498	Dark Red	300	1
+	470	Light Avocado Green	299	1
=	471	Very Light Avocado Green	283	1
Z	3813	Light Blue Green	203	1
A	975	Dark Golden Brown	200	1
V	3820	Dark Straw	183	1
T	472	Ultra Light Avocado Green	176	1
N	3047	Light Yellow Beige	131	1
S	3832	Medium Raspberry	108	1
K	3831	Dark Raspberry	104	1
E	814	Dark Garnet	103	1
C	3708	Light Melon	79	1

Skeins are estimates: the thread a stitch takes on the front and back of 18 mesh canvas, plus 30 percent, rounded up for each color.
Thread colors are approximate screen matches to DMC numbers. Check against real thread before you buy.
For your own stitching, gifts and handmade pieces you sell. Do not resell or share this PDF or copies of it.

Tudor rose with oak and acorns

Needlepoint pattern

Columns 1 to 90, rows 1 to 67. Start at the red outline

This page is the dark part of the chart



Key

- DMC 154 Very Dark Grape
- DMC 712 Cream
- DMC 504 Very Light Blue Green
- DMC 841 Light Beige Brown
- DMC 839 Dark Beige Brown
- DMC 842 Very Light Beige Brown
- DMC 3346 Hunter Green
- DMC 782 Dark Topaz
- DMC 498 Dark Red
- DMC 470 Light Avocado Green
- DMC 471 Very Light Avocado Green
- DMC 975 Dark Golden Brown
- DMC 3820 Dark Straw
- DMC 472 Ultra Light Avocado Green
- DMC 3047 Light Yellow Beige
- DMC 3832 Medium Raspberry
- DMC 3831 Dark Raspberry
- DMC 814 Dark Garnet
- DMC 3708 Light Melon

Tudor rose with oak and acorns

Needlepoint pattern

Columns 1 to 90, rows 68 to 126. Gray squares: charted already, do not stitch again

This page is the dark part of the chart



Key

- **DMC 154** Very Dark Grape
- **DMC 712** Cream
- **DMC 504** Very Light Blue Green
- **DMC 841** Light Beige Brown
- **DMC 839** Dark Beige Brown
- **DMC 842** Very Light Beige Brown
- **DMC 3346** Hunter Green
- **DMC 782** Dark Topaz
- **DMC 470** Light Avocado Green
- **DMC 471** Very Light Avocado Green
- **DMC 3813** Light Blue Green
- **DMC 975** Dark Golden Brown
- **DMC 3820** Dark Straw
- **DMC 472** Ultra Light Avocado Green