Woman in a kimono with parasol pillow

Needlepoint pattern | 182 x 182 stitches | 14 x 14 in (35.6 x 35.6 cm) on 13 mesh | 24 colors



Thread key, DMC

			stitches	yards	skeins
●	500	Very Dark Blue Green	6,780	65	10
■	504	Very Light Blue Green	4,382	42	7
▲	503	Medium Blue Green	3,644	35	6
◆	951	Light Tawny	3,222	31	5
▼	3820	Dark Straw	2,155	21	4
★	780	Ultra Very Dark Topaz	1,283	13	2
❖	333	Very Dark Blue Violet	1,043	10	2
X	154	Very Dark Grape	1,041	10	2
O	817	Very Dark Coral Red	1,032	10	2
+	210	Medium Lavender	927	9	2
=	437	Light Tan	792	8	2
Z	3835	Medium Grape	771	8	2
A	209	Dark Lavender	703	7	2
V	350	Medium Coral	675	7	1
T	211	Light Lavender	634	7	1
N	501	Dark Blue Green	609	6	1
S	3834	Dark Grape	573	6	1
K	3865	Winter White	537	6	1
E	3848	Medium Teal Green	521	5	1
C	3371	Black Brown	521	5	1
P	840	Medium Beige Brown	518	5	1
U	3822	Light Straw	302	3	1
L	3836	Light Grape	243	3	1
2	351	Coral	216	3	1

One chart square is one tent stitch over one canvas intersection.

Cut the canvas at least 18 x 18 in (45.7 x 45.7 cm) for 13 mesh: the design and 2 in (5.1 cm) of margin on every side.

33,124 stitches in all. Start from the center: a red arrow above the chart marks the center column, and one to the left of it the center row. The arrows are on the pages those lines cross.

The chart is on 5 pages, each cut to what is stitched: bare canvas has no page, and a join falls on plain ground where it can. Pages 2 and 3 are turned on their side, for a part that is wider than it is tall. Where chart pages join, gray squares repeat two rows or columns. The small picture at the top of each chart page shows which part it is.

Thread: six-strand floss, 7 or 8 strands in the needle on 13 mesh (counted at 8), about 59 skeins of 8.7 yd in all. Or pearl cotton size 3, 1 strand, about 33 skeins of 16.4 yd; or tapestry wool, 1 strand, about 48 skeins of 8.7 yd; or Persian wool, 2 strands, about 38 skeins of 8 yd. Wool is numbered differently: match it by eye. Needle: tapestry, size 20.

Yards and skeins are estimates: the thread a stitch takes on the front and back of 13 mesh canvas, plus 30 percent, rounded up for each color (about 325 yards in all, as the thread lies in the needle).

Thread colors are approximate screen matches to DMC numbers. Check against real thread before you buy.

Make it a pillow: also have backing fabric, an insert the size of the stitching or an inch larger, and cord or piping for the edge. The seam takes the last two rows: stitch two extra rows all round, or keep the edge plain. "How to finish a pillow" is a guide linked from this pattern's page.

For your own stitching, gifts and handmade pieces you sell. Do not resell or share this PDF.

Woman in a kimono with parasol pillow

Needlepoint pattern

Chart 1 of 5: columns 1 to 91, rows 1 to 74

This page is the dark part of the chart



Woman in a kimono with parasol pillow

Needlepoint pattern

This page is the dark part of the chart

Chart 2 of 5: columns 92 to 182, rows 1 to 74; gray squares repeat columns 90 and 91



Woman in a kimono with parasol pillow

Needlepoint pattern

Chart 3 of 5: columns 1 to 61, rows 75 to 182; gray squares repeat rows 73 and 74

This page is the dark part of the chart



Woman in a kimono with parasol pillow

Needlepoint pattern

This page is the dark part of the chart

Chart 4 of 5: columns 62 to 122, rows 75 to 182; gray squares repeat columns 60 and 61 and rows 73 and 74



Woman in a kimono with parasol pillow

Needlepoint pattern

This page is the dark part of the chart

Chart 5 of 5: columns 123 to 182, rows 75 to 182; gray squares repeat columns 121 and 122 and rows 73 and 74

