Round tuffet cover, spider and web

Needlepoint pattern | 156 x 156 stitches | 12 x 12 in (30.5 x 30.5 cm) on 13 mesh | 23 colors



Thread key, DMC

			stitches	yards	skeins
●	**336**	Navy Blue	3,130	30	5
■	**939**	Very Dark Navy Blue	3,068	30	5
▲	**312**	Very Dark Baby Blue	2,212	21	4
◆	**783**	Medium Topaz	1,834	18	3
▼	**780**	Ultra Very Dark Topaz	1,024	10	2
★	**932**	Light Antique Blue	1,006	10	2
❖	**300**	Very Dark Mahogany	990	10	2
X	**725**	Medium Light Topaz	828	8	2
O	**3752**	Very Light Antique Blue	788	8	2
+	**471**	Very Light Avocado Green	616	6	1
=	**3803**	Dark Mauve	608	6	1
Z	**3346**	Hunter Green	592	6	1
A	**3688**	Medium Mauve	520	5	1
V	**921**	Copper	346	4	1
T	**727**	Very Light Topaz	328	4	1
N	**920**	Medium Copper	294	3	1
S	**922**	Light Copper	280	3	1
K	**3827**	Pale Golden Brown	194	2	1
E	**3347**	Medium Yellow Green	164	2	1
C	**3689**	Light Mauve	152	2	1
P	**3687**	Mauve	80	1	1
U	**3078**	Very Light Golden Yellow	46	1	1
L	**3371**	Black Brown	16	1	1

One chart square is one tent stitch over one canvas intersection.

Cut the canvas at least 16 x 16 in (40.6 x 40.6 cm) for 13 mesh: the design and 2 in (5.1 cm) of margin on every side.

19,116 stitches in all, inside the outline: the chart is 156 x 156 at its widest and tallest. Start from the center: a red arrow above the chart marks the center column, and one to the left of it the center row. The arrows are on the pages those lines cross.

The chart is divided evenly over 4 pages. Where chart pages join, gray squares repeat two rows or columns. The small picture at the top of each chart page shows which part it is.

Thread: six-strand floss, 7 or 8 strands in the needle on 13 mesh (counted at 8), about 41 skeins of 8.7 yd in all. Or pearl cotton size 3, 1 strand, about 27 skeins of 16.4 yd; or tapestry wool, 1 strand, about 35 skeins of 8.7 yd; or Persian wool, 2 strands, about 29 skeins of 8 yd. Wool is numbered differently: match it by eye. Needle: tapestry, size 20.

Yards and skeins are estimates: the thread a stitch takes on the front and back of 13 mesh canvas, plus 30 percent, rounded up for each color (about 191 yards in all, as the thread lies in the needle).

Thread colors are approximate screen matches to DMC numbers. Check against real thread before you buy.

When it is stitched: also have a finisher, or the fabric and cord to make it up yourself. Ask before you stitch the edge: some finishes take extra rows. "Ways to finish needlepoint" is a guide linked from this pattern's page.

For your own stitching, gifts and handmade pieces you sell. Do not resell or share this PDF.

Round tuffet cover, spider and web

Needlepoint pattern

Chart 1 of 4: columns 1 to 78, rows 1 to 78

This page is the dark part of the chart



Round tuffet cover, spider and web

Needlepoint pattern

This page is the dark part of the chart

Chart 2 of 4: columns 79 to 156, rows 1 to 78; gray squares repeat columns 77 and 78



Round tuffet cover, spider and web

Needlepoint pattern

Chart 3 of 4: columns 1 to 78, rows 79 to 156; gray squares repeat rows 77 and 78

This page is the dark part of the chart



Round tuffet cover, spider and web

Needlepoint pattern

This page is the dark part of the chart

Chart 4 of 4: columns 79 to 156, rows 79 to 156; gray squares repeat columns 77 and 78 and rows 77 and 78

