Nine tiny patches for stitchers

Needlepoint pattern | 130 x 130 stitches | 10 x 10 in (25.4 x 25.4 cm) on 13 mesh | 20 colors



Thread key, DMC

			stitches	yards	skeins
●	**336**	Navy Blue	4,916	47	8
■	**3820**	Dark Straw	2,708	26	4
▲	**351**	Coral	1,770	17	3
◆	**3835**	Medium Grape	1,263	12	2
▼	**939**	Very Dark Navy Blue	1,074	11	2
★	**3809**	Very Dark Turquoise	1,054	10	2
❖	**312**	Very Dark Baby Blue	559	6	1
X	**745**	Light Pale Yellow	501	5	1
O	**712**	Cream	469	5	1
+	**922**	Light Copper	390	4	1
=	**919**	Red Copper	376	4	1
Z	**3811**	Very Light Turquoise	372	4	1
A	**3836**	Light Grape	343	4	1
V	**761**	Light Salmon	233	3	1
T	**817**	Very Dark Coral Red	192	2	1
N	**3755**	Baby Blue	191	2	1
S	**3827**	Pale Golden Brown	150	2	1
K	**762**	Very Light Pearl Gray	145	2	1
E	**3347**	Medium Yellow Green	128	2	1
C	**318**	Light Steel Gray	66	1	1

One chart square is one tent stitch over one canvas intersection.

Cut the canvas at least 14 x 14 in (35.6 x 35.6 cm) for 13 mesh: the design and 2 in (5.1 cm) of margin on every side.

16,900 stitches in all. Start from the center: a red arrow above the chart marks the center column, and one to the left of it the center row. The arrows are on the pages those lines cross.

The chart is divided evenly over 4 pages. Where chart pages join, gray squares repeat two rows or columns. The small picture at the top of each chart page shows which part it is.

Thread: six-strand floss, 7 or 8 strands in the needle on 13 mesh (counted at 8), about 35 skeins of 8.7 yd in all. Or pearl cotton size 3, 1 strand, about 24 skeins of 16.4 yd; or tapestry wool, 1 strand, about 31 skeins of 8.7 yd; or Persian wool, 2 strands, about 26 skeins of 8 yd. Wool is numbered differently: match it by eye. Needle: tapestry, size 20.

Yards and skeins are estimates: the thread a stitch takes on the front and back of 13 mesh canvas, plus 30 percent, rounded up for each color (about 169 yards in all, as the thread lies in the needle).

Thread colors are approximate screen matches to DMC numbers. Check against real thread before you buy.

Make it a pillow: also have backing fabric, an insert the size of the stitching or an inch larger, and cord or piping for the edge. The seam takes the last two rows: stitch two extra rows all round, or keep the edge plain. "How to finish a pillow" is a guide linked from this pattern's page.

For your own stitching, gifts and handmade pieces you sell. Do not resell or share this PDF or copies of it.

Nine tiny patches for stitchers

Needlepoint pattern

Chart 1 of 4: columns 1 to 65, rows 1 to 65

This page is the dark part of the chart



Key

- **DMC 336** Navy Blue
- **DMC 3820** Dark Straw
- **DMC 351** Coral
- **DMC 3835** Medium Grape
- **DMC 939** Very Dark Navy Blue
- **DMC 312** Very Dark Baby Blue
- **DMC 745** Light Pale Yellow
- **DMC 922** Light Copper
- **DMC 919** Red Copper
- **DMC 3811** Very Light Turquoise
- **DMC 761** Light Salmon
- **DMC 817** Very Dark Coral Red
- **DMC 3755** Baby Blue
- **DMC 3827** Pale Golden Brown
- **DMC 762** Very Light Pearl Gray
- **DMC 318** Light Steel Gray

Nine tiny patches for stitchers

Needlepoint pattern

This page is the dark part of the chart

Chart 2 of 4: columns 66 to 130, rows 1 to 65; gray squares repeat columns 64 and 65



Key

- ● **DMC 336** Navy Blue
- ■ **DMC 3820** Dark Straw
- ▲ **DMC 351** Coral
- ▼ **DMC 939** Very Dark Navy Blue
- ★ **DMC 3809** Very Dark Turquoise
- ❖ **DMC 312** Very Dark Baby Blue
- X **DMC 745** Light Pale Yellow
- O **DMC 712** Cream
- \+ **DMC 922** Light Copper
- = **DMC 919** Red Copper
- Z **DMC 3811** Very Light Turquoise
- A **DMC 3836** Light Grape
- V **DMC 761** Light Salmon
- T **DMC 817** Very Dark Coral Red
- S **DMC 3827** Pale Golden Brown
- K **DMC 762** Very Light Pearl Gray
- C **DMC 318** Light Steel Gray

Nine tiny patches for stitchers Needlepoint pattern

Chart 3 of 4: columns 1 to 65, rows 66 to 130; gray squares repeat rows 64 and 65

This page is the dark part of the chart



Key

- **DMC 336** Navy Blue
- **DMC 3820** Dark Straw
- **DMC 351** Coral
- **DMC 3835** Medium Grape
- **DMC 939** Very Dark Navy Blue
- **DMC 3809** Very Dark Turquoise
- **DMC 312** Very Dark Baby Blue
- **DMC 745** Light Pale Yellow
- **DMC 712** Cream
- **DMC 922** Light Copper
- **DMC 919** Red Copper
- **DMC 3811** Very Light Turquoise
- **DMC 3836** Light Grape
- **DMC 761** Light Salmon
- **DMC 817** Very Dark Coral Red
- **DMC 3755** Baby Blue
- **DMC 3827** Pale Golden Brown
- **DMC 762** Very Light Pearl Gray
- **DMC 3347** Medium Yellow Green

Nine tiny patches for stitchers

Needlepoint pattern

This page is the dark part of the chart

Chart 4 of 4: columns 66 to 130, rows 66 to 130; gray squares repeat columns 64 and 65 and rows 64 and 65



Key

- ● **DMC 336** Navy Blue
- ■ **DMC 3820** Dark Straw
- ▲ **DMC 351** Coral
- ◆ **DMC 3835** Medium Grape
- ▼ **DMC 939** Very Dark Navy Blue
- ❖ **DMC 312** Very Dark Baby Blue
- X **DMC 745** Light Pale Yellow
- O **DMC 712** Cream
- \+ **DMC 922** Light Copper
- = **DMC 919** Red Copper
- Z **DMC 3811** Very Light Turquoise
- A **DMC 3836** Light Grape
- T **DMC 817** Very Dark Coral Red
- N **DMC 3755** Baby Blue
- S **DMC 3827** Pale Golden Brown
- E **DMC 3347** Medium Yellow Green