3D jack-o'-lantern pumpkin stand-up

Needlepoint pattern | 260 x 174 stitches | all pieces 14.4 x 9.7 in (36.7 x 24.6 cm) on 18 mesh | 8 colors



How to stitch it



1. Each square is one tent stitch, up at 1, down at 2. Lines in continental, right to left, the canvas upside down for the next row; wide areas in basketweave.
2. Cut 18 in of thread. Start and end it without a knot left behind.
3. Mark the middle of each canvas. It is that piece's outlined square: start there. Count threads, not holes.
4. Go on from it: picture first, background last. Gray squares are on two pages: stitch them once. Empty squares stay bare.
5. Last, two more rows all round each piece, each stitch in the color it lies beside: the seam hides them.

First time? How to needlepoint: flossfield.com/needlepoint/guides/how-to-start/
How to read a chart: flossfield.com/needlepoint/guides/how-to-read-a-chart/

What you need

Canvas: blank mono canvas, 18 mesh (18 threads to the inch), a piece for each: front and back each 11.5 in square, base 8 in wide x 6.5 in high.

Needle: blunt tapestry, size 22. Also masking tape for the cut edges, and small scissors.

Thread: six-strand floss, 8 colors, about 23 skeins in all (an estimate). Stitch with 4 strands (5 or 6 if canvas shows).

Make it a stand-up: backing fabric, stuffing, an oval of board for the base, pellets to weight it, and cord. How to finish a stand-up.

Thread list

			stitches	skeins of floss
●	**DMC 154**	Very Dark Grape	5,700	7
■	**DMC 721**	Medium Orange Spice	3,905	4
▲	**DMC 920**	Medium Copper	2,712	3
◆	**DMC 3078**	Very Light Golden Yellow	2,368	2
▼	**DMC 742**	Light Tangerine	1,693	2
★	**DMC 3854**	Medium Autumn Gold	1,650	2
❖	**DMC 986**	Very Dark Forest Green	980	2
X	**DMC 704**	Bright Chartreuse	786	1

Skeins are estimates, with the two extra rows: the thread a stitch takes on the front and back of 18 mesh canvas, plus 30 percent, rounded up for each color.

Thread colors are approximate screen matches to DMC numbers. Check against real thread before you buy.

For your own stitching, gifts and handmade pieces you sell. Do not resell or share this PDF or copies of it.

3D jack-o'-lantern pumpkin stand-up Needlepoint pattern

Columns 34 to 130, rows 8 to 44

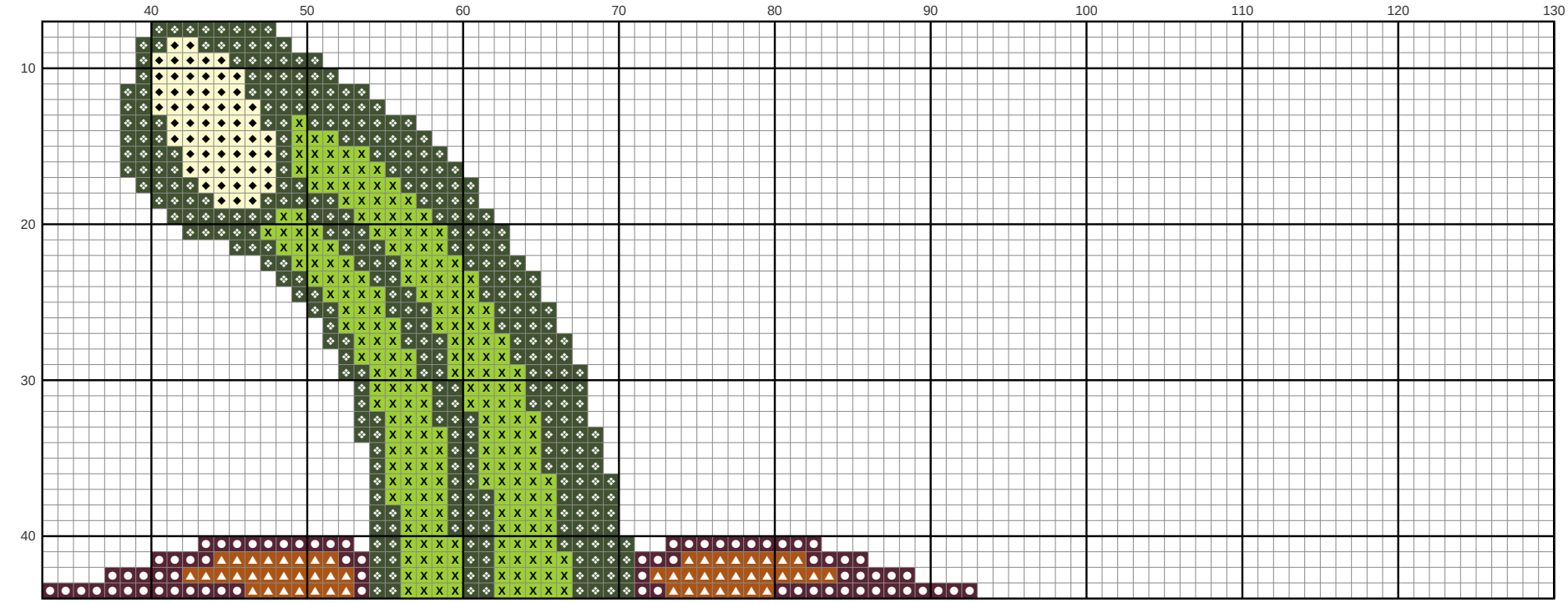

Key

- **DMC 154** Very Dark Grape
- **DMC 920** Medium Copper
- **DMC 3078** Very Light Golden Yellow
- **DMC 986** Very Dark Forest Green
- **DMC 704** Bright Chartreuse

3D jack-o'-lantern pumpkin stand-up Needlepoint pattern

Columns 131 to 227, rows 8 to 44. Gray squares: charted already, do not stitch again

This page is the dark part of the chart

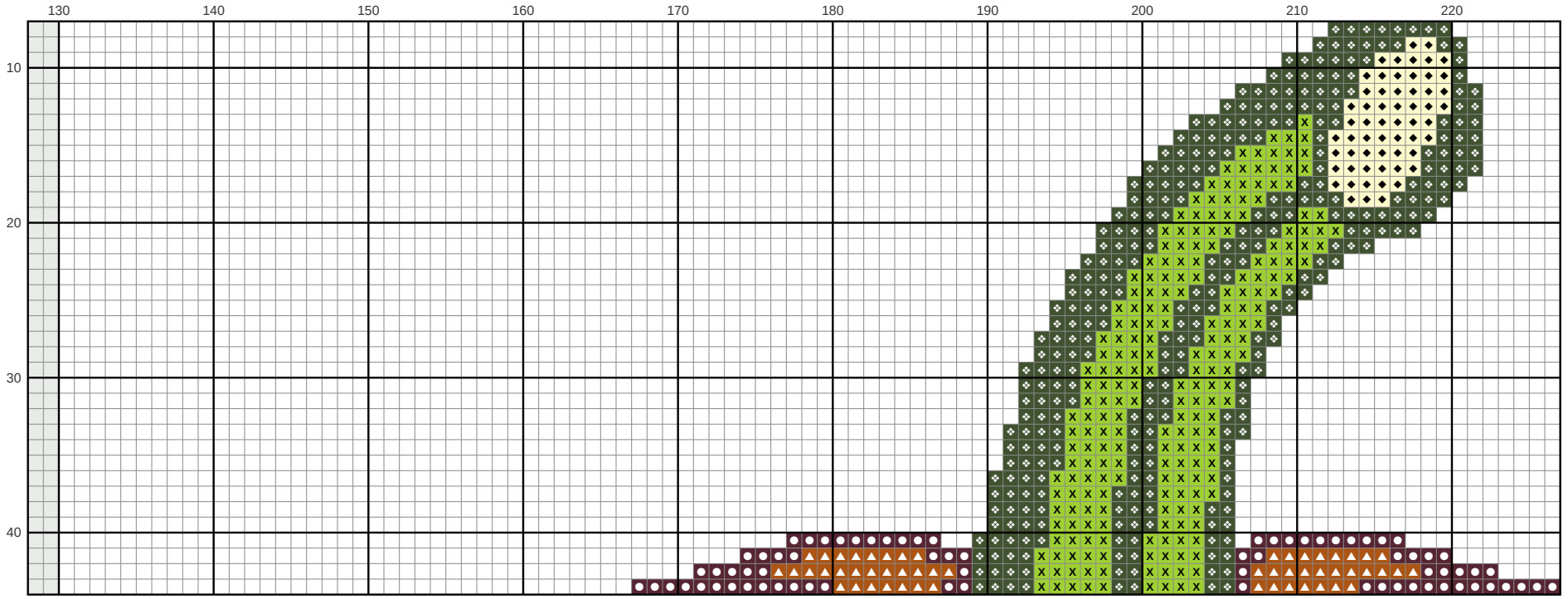

Key

- **DMC 154** Very Dark Grape
- **DMC 920** Medium Copper
- **DMC 3078** Very Light Golden Yellow
- **DMC 986** Very Dark Forest Green
- **DMC 704** Bright Chartreuse

3D jack-o'-lantern pumpkin stand-up Needlepoint pattern

This page is the dark part of the chart



Columns 5 to 67, rows 45 to 125. Start at the red outline. Gray squares: charted already, do not stitch again

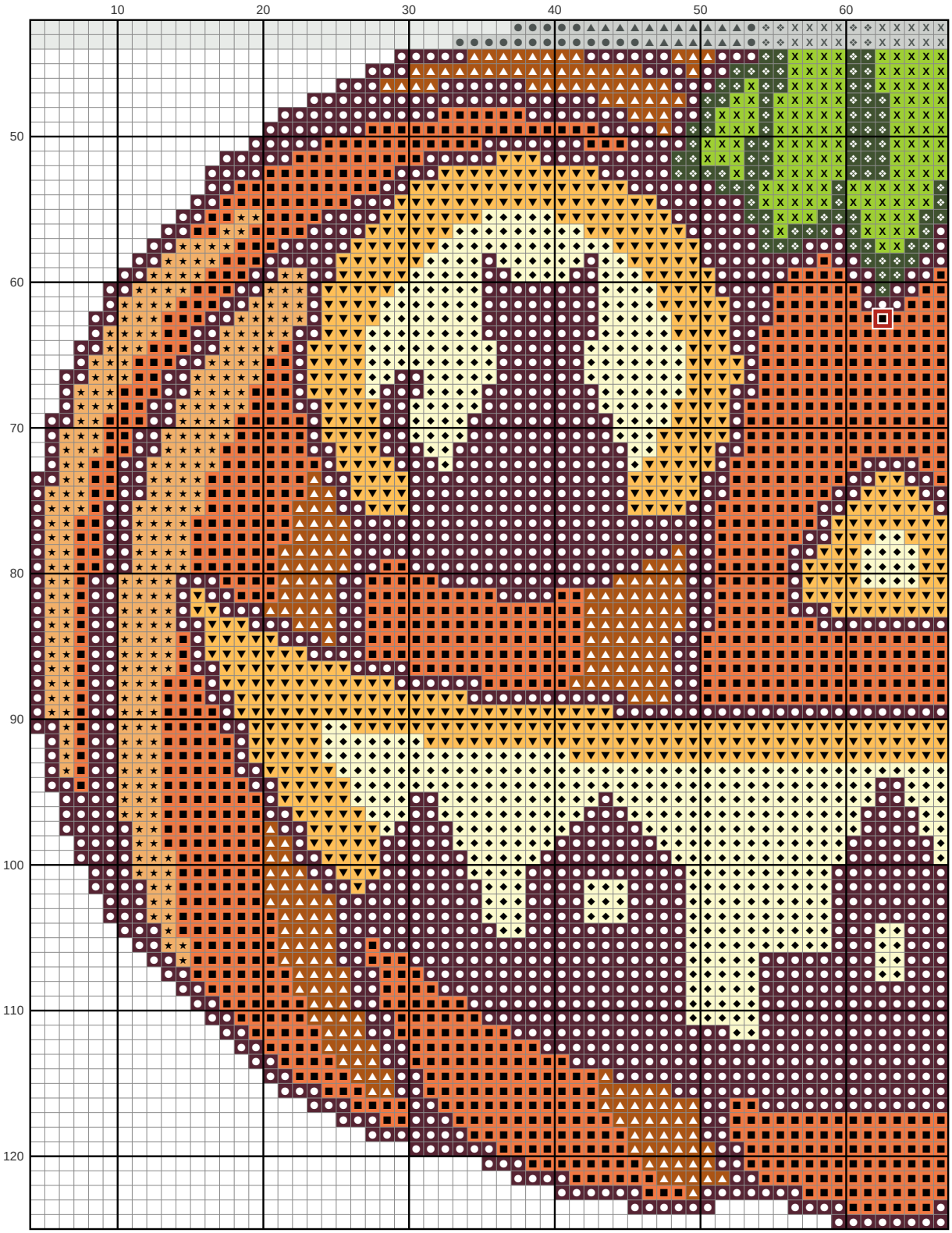

Key

- **DMC 154** Very Dark Grape
- **DMC 721** Medium Orange Spice
- **DMC 920** Medium Copper
- **DMC 3078** Very Light Golden Yellow
- **DMC 742** Light Tangerine
- **DMC 3854** Medium Autumn Gold
- **DMC 986** Very Dark Forest Green
- **DMC 704** Bright Chartreuse

3D jack-o'-lantern pumpkin stand-up Needlepoint pattern

This page is the dark part of the chart



Columns 68 to 130, rows 45 to 125. Gray squares: charted already, do not stitch again



Key

- **DMC 154** Very Dark Grape
- **DMC 721** Medium Orange Spice
- **DMC 920** Medium Copper
- **DMC 3078** Very Light Golden Yellow
- **DMC 742** Light Tangerine
- **DMC 3854** Medium Autumn Gold
- **DMC 986** Very Dark Forest Green
- **DMC 704** Bright Chartreuse

3D jack-o'-lantern pumpkin stand-up Needlepoint pattern

This page is the dark part of the chart



Columns 131 to 193, rows 45 to 125. Gray squares: charted already, do not stitch again



Key

- **DMC 154** Very Dark Grape
- **DMC 721** Medium Orange Spice
- **DMC 920** Medium Copper
- **DMC 3078** Very Light Golden Yellow
- **DMC 742** Light Tangerine
- **DMC 3854** Medium Autumn Gold
- **DMC 986** Very Dark Forest Green
- **DMC 704** Bright Chartreuse

3D jack-o'-lantern pumpkin stand-up Needlepoint pattern

This page is the dark part of the chart

Columns 194 to 256, rows 45 to 125. Start at the red outline. Gray squares: charted already, do not stitch again



Key

- **DMC 154** Very Dark Grape
- **DMC 721** Medium Orange Spice
- **DMC 920** Medium Copper
- **DMC 3078** Very Light Golden Yellow
- **DMC 742** Light Tangerine
- **DMC 3854** Medium Autumn Gold
- **DMC 986** Very Dark Forest Green
- **DMC 704** Bright Chartreuse

3D jack-o'-lantern pumpkin stand-up Needlepoint pattern

This page is the dark part of the chart

Columns 98 to 163, rows 126 to 174. Start at the red outline. Gray squares: charted already, do not stitch again

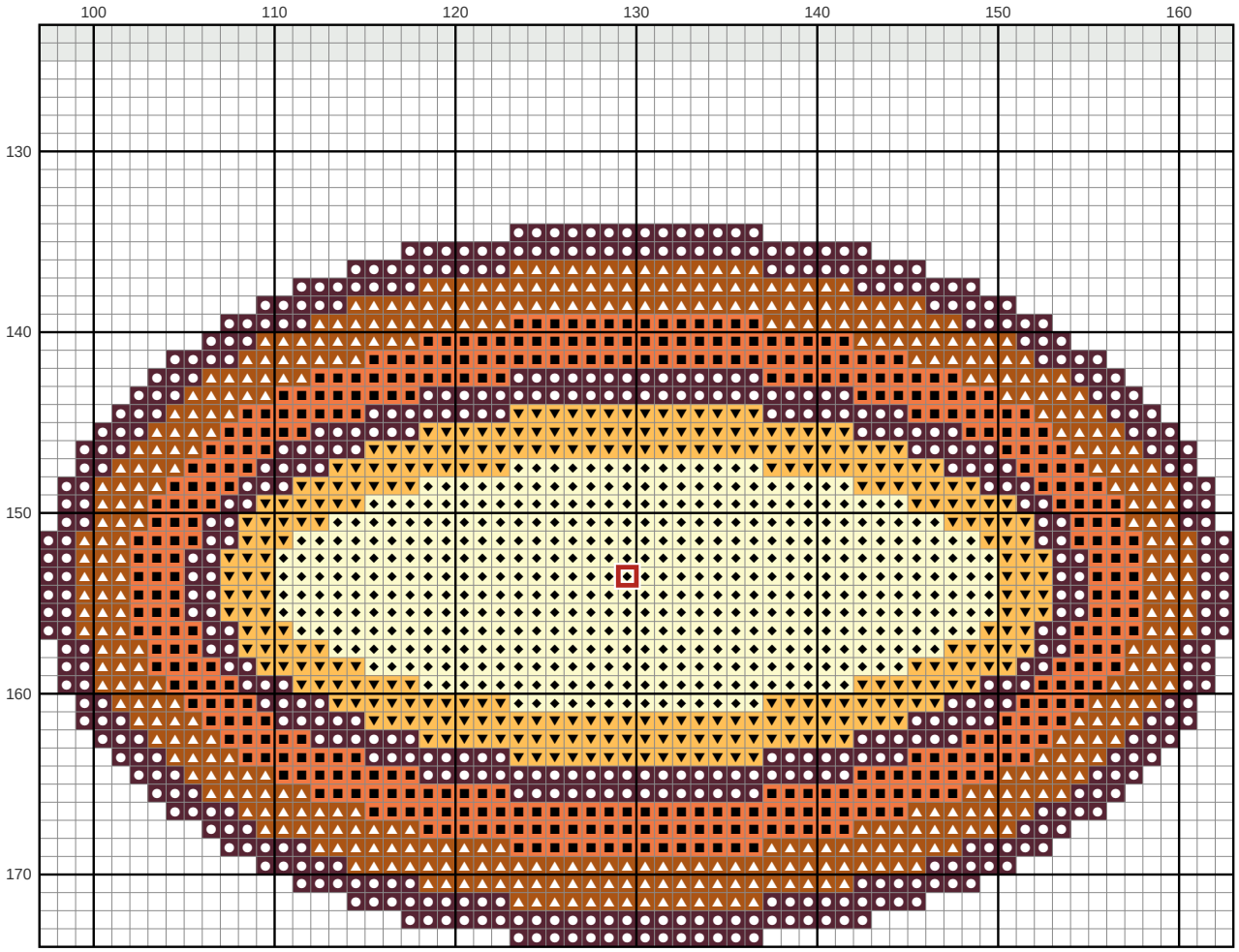

Key

- **DMC 154** Very Dark Grape
- **DMC 721** Medium Orange Spice
- **DMC 920** Medium Copper
- **DMC 3078** Very Light Golden Yellow
- **DMC 742** Light Tangerine