Fall, winter, spring and summer trees

Needlepoint pattern | 140 x 140 stitches | 14 x 14 in (35.6 x 35.6 cm) on 10 mesh | 24 colors



How to stitch it



1. Each square is one tent stitch, up at 1, down at 2. Lines in continental, right to left, the canvas upside down for the next row; wide areas in basketweave.
2. Cut 18 in of thread. Start and end it without a knot left behind.
3. Mark the middle of the canvas. It is the outlined square on page 2, column 70, row 70 (DMC ECRU): start there. Count threads, not holes.
4. Go on from it: picture first, background last. Gray squares are on two pages: stitch them once.
5. Last, two more rows all round in DMC ECRU: the seam hides them.

First time? How to needlepoint: flossfield.com/needlepoint/guides/how-to-start/
How to read a chart: flossfield.com/needlepoint/guides/how-to-read-a-chart/

What you need

Canvas: blank mono canvas, 10 mesh (10 threads to the inch), cut 18.5 in square (47 cm).

Needle: blunt tapestry, size 18. Also masking tape for the cut edges, and small scissors.

Thread: pearl cotton size 3, 24 colors, about 45 skeins in all (an estimate). Stitch with 2 lengths together.

Make it a pillow: backing fabric, an insert the size of the stitching or an inch larger, and cord or piping for the edge. How to finish a pillow.

Thread list, DMC

			stitches	skeins
●	**ECRU**	Ecru	3,208	7
□	**433**	Medium Brown	2,322	4
▲	**898**	Very Dark Coffee Brown	1,444	3
◆	**436**	Tan	1,433	3
▼	**3325**	Light Baby Blue	1,068	2
★	**BLANC**	White	995	2
❖	**932**	Light Antique Blue	950	2
X	**703**	Chartreuse	916	2
H	**3811**	Very Light Turquoise	857	2
+	**745**	Light Pale Yellow	837	2
=	**3346**	Hunter Green	800	2
Z	**931**	Medium Antique Blue	768	2

			stitches	skeins
A	**676**	Light Old Gold	489	1
V	**598**	Light Turquoise	489	1
T	**334**	Medium Baby Blue	467	1
N	**895**	Very Dark Hunter Green	433	1
S	**922**	Light Copper	340	1
K	**783**	Medium Topaz	329	1
E	**815**	Medium Garnet	315	1
C	**3819**	Light Moss Green	270	1
P	**920**	Medium Copper	266	1
U	**3354**	Light Dusty Rose	266	1
L	**3731**	Very Dark Dusty Rose	230	1
2	**3821**	Straw	108	1

Skeins are estimates, with the two extra rows: the thread a stitch takes on the front and back of 10 mesh canvas, plus 30 percent, rounded up for each color.

Thread colors are approximate screen matches to DMC numbers. Check against real thread before you buy.

For your own stitching, gifts and handmade pieces you sell. Do not resell or share this PDF or copies of it.

Fall, winter, spring and summer trees

Needlepoint pattern

Columns 1 to 74, rows 1 to 74. Start at the red outline

This page is the dark part of the chart



Key

- ● **DMC ECRU** Ecru
- □ **DMC 433** Medium Brown
- ▲ **DMC 898** Very Dark Coffee Brown
- ◆ **DMC 436** Tan
- ▼ **DMC 3325** Light Baby Blue
- ★ **DMC BLANC** White
- ❖ **DMC 932** Light Antique Blue
- X **DMC 703** Chartreuse
- \+ **DMC 745** Light Pale Yellow
- Z **DMC 931** Medium Antique Blue
- A **DMC 676** Light Old Gold
- V **DMC 598** Light Turquoise
- S **DMC 922** Light Copper
- K **DMC 783** Medium Topaz
- E **DMC 815** Medium Garnet
- C **DMC 3819** Light Moss Green
- P **DMC 920** Medium Copper
- U **DMC 3354** Light Dusty Rose
- 2 **DMC 3821** Straw

Fall, winter, spring and summer trees Needlepoint pattern

Columns 75 to 140, rows 1 to 74. Gray squares: charted already, do not stitch again

This page is the dark part of the chart



Key

●	**DMC ECRU** Ecru	❖	**DMC 932** Light Antique Blue	S	**DMC 922** Light Copper
□	**DMC 433** Medium Brown	X	**DMC 703** Chartreuse	K	**DMC 783** Medium Topaz
▲	**DMC 898** Very Dark Coffee Brown	+	**DMC 745** Light Pale Yellow	E	**DMC 815** Medium Garnet
◆	**DMC 436** Tan	Z	**DMC 931** Medium Antique Blue	C	**DMC 3819** Light Moss Green
▼	**DMC 3325** Light Baby Blue	A	**DMC 676** Light Old Gold	P	**DMC 920** Medium Copper
★	**DMC BLANC** White	V	**DMC 598** Light Turquoise	2	**DMC 3821** Straw

Fall, winter, spring and summer trees Needlepoint pattern

Columns 1 to 74, rows 75 to 140. Gray squares: charted already, do not stitch again

This page is the dark part of the chart



Key

- ● **DMC ECRU** Ecru
- ★ **DMC BLANC** White
- T **DMC 334** Medium Baby Blue
- **DMC 433** Medium Brown
- X **DMC 703** Chartreuse
- N **DMC 895** Very Dark Hunter Green
- **DMC 898** Very Dark Coffee Brown
- H **DMC 3811** Very Light Turquoise
- C **DMC 3819** Light Moss Green
- ◆ **DMC 436** Tan
- = **DMC 3346** Hunter Green
- U **DMC 3354** Light Dusty Rose
- ▼ **DMC 3325** Light Baby Blue
- V **DMC 598** Light Turquoise
- L **DMC 3731** Very Dark Dusty Rose

Fall, winter, spring and summer trees Needlepoint pattern

Columns 75 to 140, rows 75 to 140. Gray squares: charted already, do not stitch again

This page is the dark part of the chart



Key

- ● **DMC ECRU** Ecru
- □ **DMC 433** Medium Brown
- ▲ **DMC 898** Very Dark Coffee Brown
- ◆ **DMC 436** Tan
- ▼ **DMC 3325** Light Baby Blue
- ★ **DMC BLANC** White
- X **DMC 703** Chartreuse
- H **DMC 3811** Very Light Turquoise
- = **DMC 3346** Hunter Green
- V **DMC 598** Light Turquoise
- T **DMC 334** Medium Baby Blue
- N **DMC 895** Very Dark Hunter Green
- E **DMC 815** Medium Garnet
- C **DMC 3819** Light Moss Green
- U **DMC 3354** Light Dusty Rose
- L **DMC 3731** Very Dark Dusty Rose