# God bless our home, band sampler

Needlepoint pattern | 142 x 167 stitches | 10.9 x 12.8 in (27.7 x 32.6 cm) on 13 mesh | 21 colors




## How to stitch it




1. Each square is one tent stitch, up at 1, down at 2. Lines in continental, right to left, the canvas upside down for the next row; wide areas in basketweave.
2. Cut 18 in of thread. Start and end it without a knot left behind.
3. Mark the middle of the canvas. It is the outlined square on page 4, column 71, row 84 (DMC 938): start there. Count threads, not holes.
4. Go on from it: picture first, background last. Gray squares are on two pages: stitch them once.
5. When it is done, block it square.

First time? How to needlepoint: flossfield.com/needlepoint/guides/how-to-start/
How to read a chart: flossfield.com/needlepoint/guides/how-to-read-a-chart/

## What you need

**Canvas:** blank mono canvas, 13 mesh (13 threads to the inch), cut 15 in wide x 17 in high (38.1 x 43.2 cm).

**Needle:** blunt tapestry, size 20. Also masking tape for the cut edges, and small scissors.

**Thread:** six-strand floss, 21 colors, about 49 skeins in all (an estimate). Stitch with 7 strands (8 if canvas shows).

**Frame it:** acid-free board and a frame.
How to frame needlepoint.

## Thread list, DMC

| | | | stitches | skeins |
|---|---|---|---|---|
| ● | ECRU | Ecru | 14,174 | 21 |
| ■ | 823 | Dark Navy Blue | 3,628 | 6 |
| ▲ | 3363 | Medium Pine Green | 964 | 2 |
| ◆ | 934 | Black Avocado Green | 832 | 2 |
| ▼ | 3857 | Dark Rosewood | 774 | 2 |
| ★ | 932 | Light Antique Blue | 551 | 1 |
| ❖ | 221 | Very Dark Shell Pink | 532 | 1 |
| X | 938 | Ultra Dark Coffee Brown | 527 | 1 |
| H | 3722 | Medium Shell Pink | 302 | 1 |
| + | 930 | Dark Antique Blue | 246 | 1 |
| = | 3364 | Pine Green | 230 | 1 |
| Z | 783 | Medium Topaz | 212 | 1 |
| A | 3362 | Dark Pine Green | 166 | 1 |
| V | 3823 | Ultra Pale Yellow | 138 | 1 |
| T | 898 | Very Dark Coffee Brown | 114 | 1 |
| N | 224 | Very Light Shell Pink | 86 | 1 |
| S | 433 | Medium Brown | 76 | 1 |
| K | 680 | Dark Old Gold | 54 | 1 |
| E | 435 | Very Light Brown | 52 | 1 |
| C | 729 | Medium Old Gold | 48 | 1 |
| P | 677 | Very Light Old Gold | 8 | 1 |

Skeins are estimates: the thread a stitch takes on the front and back of 13 mesh canvas, plus 30 percent, rounded up for each color.
Thread colors are approximate screen matches to DMC numbers. Check against real thread before you buy.
For your own stitching, gifts and handmade pieces you sell. Do not resell or share this PDF or copies of it.

# God bless our home, band sampler

Needlepoint pattern

Columns 1 to 71, rows 1 to 83

This page is the dark part of the chart



# God bless our home, band sampler Needlepoint pattern

This page is the dark part of the chart

Columns 72 to 142, rows 1 to 83. Gray squares: charted already, do not stitch again



# God bless our home, band sampler

Needlepoint pattern

This page is the dark part of the chart

Columns 1 to 71, rows 84 to 167. Start at the red outline. Gray squares: charted already, do not stitch again



# God bless our home, band sampler

Needlepoint pattern

This page is the dark part of the chart

Columns 72 to 142, rows 84 to 167. Gray squares: charted already, do not stitch again

