Vintage Andes llama table runner

Needlepoint pattern | 420 x 146 stitches | 32.3 x 11.2 in (82.1 x 28.5 cm) on 13 mesh | 18 colors



Thread key, DMC

			stitches	yards	skeins
●	**815**	Medium Garnet	13,746	131	20
■	**823**	Dark Navy Blue	10,368	99	16
▲	**3820**	Dark Straw	4,834	46	8
◆	**712**	Cream	4,555	44	7
▼	**433**	Medium Brown	4,432	42	7
★	**3777**	Very Dark Terra Cotta	3,825	37	6
❖	**3830**	Terra Cotta	3,797	36	6
X	**739**	Ultra Very Light Tan	3,259	31	5
O	**783**	Medium Topaz	3,216	31	5
+	**3031**	Very Dark Mocha Brown	3,159	30	5
=	**437**	Light Tan	2,209	21	4
Z	**312**	Very Dark Baby Blue	1,496	15	3
A	**801**	Dark Coffee Brown	1,092	11	2
V	**435**	Very Light Brown	543	6	1
T	**931**	Medium Antique Blue	469	5	1
N	**930**	Dark Antique Blue	193	2	1
S	**3371**	Black Brown	99	1	1
K	**738**	Very Light Tan	28	1	1

One chart square is one tent stitch over one canvas intersection.

Cut the canvas at least 36.3 x 15.2 in (92.2 x 38.7 cm) for 13 mesh: the design and 2 in (5.1 cm) of margin on every side.

61,320 stitches in all. Start from the center: a red arrow above the chart marks the center column, and one to the left of it the center row. The arrows are on the pages those lines cross.

The chart is on 8 pages, each cut to what is stitched: bare canvas has no page, and a join falls on plain ground where it can. Pages 2, 3, 4, 5, 6, 7, 8 and 9 are turned on their side, for a part that is wider than it is tall. Where chart pages join, gray squares repeat two rows or columns. The small picture at the top of each chart page shows which part it is.

Thread: six-strand floss, 7 or 8 strands in the needle on 13 mesh (counted at 8), about 99 skeins of 8.7 yd in all. Or pearl cotton size 3, 1 strand, about 44 skeins of 16.4 yd; or tapestry wool, 1 strand, about 77 skeins of 8.7 yd; or Persian wool, 2 strands, about 58 skeins of 8 yd. Wool is numbered differently: match it by eye. Needle: tapestry, size 20.

Yards and skeins are estimates: the thread a stitch takes on the front and back of 13 mesh canvas, plus 30 percent, rounded up for each color (about 589 yards in all, as the thread lies in the needle).

Thread colors are approximate screen matches to DMC numbers. Check against real thread before you buy.

When it is stitched: also have a finisher, or the fabric and cord to make it up yourself. Ask before you stitch the edge: some finishes take extra rows. "Ways to finish needlepoint" is a guide linked from this pattern's page.

For your own stitching, gifts and handmade pieces you sell. Do not resell or share this PDF or copies of it.

Vintage Andes llama table runner

Needlepoint pattern

Chart 1 of 8: columns 1 to 105, rows 1 to 74

This page is the dark part of the chart



Vintage Andes llama table runner

Needlepoint pattern

This page is the dark part of the chart



Chart 2 of 8: columns 106 to 210, rows 1 to 74; gray squares repeat columns 104 and 105



Vintage Andes llama table runner

Needlepoint pattern

This page is the dark part of the chart



Chart 3 of 8: columns 211 to 315, rows 1 to 74; gray squares repeat columns 209 and 210



Vintage Andes llama table runner

Needlepoint pattern

This page is the dark part of the chart

Chart 4 of 8: columns 316 to 420, rows 1 to 74; gray squares repeat columns 314 and 315



Vintage Andes llama table runner

Needlepoint pattern

This page is the dark part of the chart

Chart 5 of 8: columns 1 to 105, rows 75 to 146; gray squares repeat rows 73 and 74



Vintage Andes llama table runner

Needlepoint pattern

This page is the dark part of the chart

Chart 6 of 8: columns 106 to 210, rows 75 to 146; gray squares repeat columns 104 and 105 and rows 73 and 74



Vintage Andes llama table runner

Needlepoint pattern

This page is the dark part of the chart

Chart 7 of 8: columns 211 to 315, rows 75 to 146; gray squares repeat columns 209 and 210 and rows 73 and 74



Vintage Andes llama table runner

Needlepoint pattern

This page is the dark part of the chart

Chart 8 of 8: columns 316 to 420, rows 75 to 146; gray squares repeat columns 314 and 315 and rows 73 and 74

