Vintage sampler bookmark, strawberries

Needlepoint pattern | 27 x 117 stitches | 1.5 x 6.5 in (3.8 x 16.5 cm) on 18 mesh | 10 colors



How to stitch it



1. Each square is one tent stitch, up at 1, down at 2. Lines in continental, right to left, the canvas upside down for the next row; wide areas in basketweave.
2. Cut 18 in of thread. Start and end it without a knot left behind.
3. Mark the middle of the canvas. It is the outlined square on page 2, column 14, row 59 (DMC 3364): start there. Count threads, not holes.
4. Go on from it: picture first, background last. Gray squares are on two pages: stitch them once.
5. When it is done, block it square.

First time? How to needlepoint: flossfield.com/needlepoint/guides/how-to-start/
How to read a chart: flossfield.com/needlepoint/guides/how-to-read-a-chart/

What you need

Canvas: blank mono canvas, 18 mesh (18 threads to the inch), cut 5.5 in wide x 10.5 in high (14 x 26.7 cm).

Needle: blunt tapestry, size 22. Also masking tape for the cut edges, and small scissors.

Thread: six-strand floss, 10 colors, about 10 skeins in all (an estimate). Stitch with 4 strands (5 or 6 if canvas shows).

Make it a bookmark: a thin backing such as felt or ribbon, and sewing thread. Cover the edge with binding stitch, or stitch two extra rows all round in DMC 3781, the color at its edge, and turn them under. How to finish a bookmark.

Thread list

			stitches	skeins of floss
●	**DMC 739**	Ultra Very Light Tan	1,082	1
□	**DMC 3781**	Dark Mocha Brown	424	1
▲	**DMC 3750**	Very Dark Antique Blue	394	1
◆	**DMC 3722**	Medium Shell Pink	331	1
▼	**DMC 3364**	Pine Green	306	1
★	**DMC 3857**	Dark Rosewood	157	1
❖	**DMC 3829**	Very Dark Old Gold	157	1
X	**DMC 3865**	Winter White	133	1
H	**DMC 932**	Light Antique Blue	99	1
+	**DMC 3362**	Dark Pine Green	76	1

Skeins are estimates: the thread a stitch takes on the front and back of 18 mesh canvas, plus 30 percent, rounded up for each color.
Thread colors are approximate screen matches to DMC numbers. Check against real thread before you buy.
For your own stitching, gifts and handmade pieces you sell. Do not resell or share this PDF or copies of it.

Vintage sampler bookmark, strawberries

Needlepoint pattern

Columns 1 to 27, rows 1 to 59. Start at the red outline

This page is the dark part of the chart



Key

- DMC 739 Ultra Very Light Tan
- DMC 3781 Dark Mocha Brown
- DMC 3750 Very Dark Antique Blue
- DMC 3722 Medium Shell Pink
- DMC 3364 Pine Green
- DMC 3857 Dark Rosewood
- DMC 3829 Very Dark Old Gold
- X DMC 3865 Winter White
- H DMC 932 Light Antique Blue
- \+ DMC 3362 Dark Pine Green

Vintage sampler bookmark, strawberries

Needlepoint pattern

Columns 1 to 27, rows 60 to 117. Gray squares: charted already, do not stitch again

This page is the dark part of the chart



Key

- **DMC 739** Ultra Very Light Tan
- **DMC 3781** Dark Mocha Brown
- **DMC 3750** Very Dark Antique Blue
- **DMC 3722** Medium Shell Pink
- **DMC 3364** Pine Green
- **DMC 3857** Dark Rosewood
- **DMC 3829** Very Dark Old Gold
- **X** **DMC 3865** Winter White
- **H** **DMC 932** Light Antique Blue
- **+** **DMC 3362** Dark Pine Green