Ancient Persian winged lion rug

Needlepoint pattern | 240 x 160 stitches | 18.5 x 12.3 in (46.9 x 31.3 cm) on 13 mesh | 13 colors



Thread key

			stitches	yards	skeins of floss
●	**DMC 783**	Medium Topaz	7,636	73	12
□	**DMC 823**	Dark Navy Blue	5,854	56	9
▲	**DMC 739**	Ultra Very Light Tan	5,532	53	9
◆	**DMC 597**	Turquoise	5,400	52	8
▽	**DMC 797**	Royal Blue	5,212	50	8
★	**DMC 3808**	Ultra Very Dark Turquoise	4,072	39	6
❖	**DMC 799**	Medium Delft Blue	1,176	12	2
X	**DMC 3852**	Very Dark Straw	894	9	2
O	**DMC 3810**	Dark Turquoise	778	8	2
+	**DMC 782**	Dark Topaz	732	7	2
=	**DMC 780**	Ultra Very Dark Topaz	414	4	1
Z	**DMC 738**	Very Light Tan	376	4	1
A	**DMC 350**	Medium Coral	324	4	1

One chart square is one tent stitch over one canvas intersection.

Cut the canvas at least 22.5 x 16.3 in (57.1 x 41.4 cm) for 13 mesh: the design and 2 in (5.1 cm) of margin on every side.

38,400 stitches in all. Start from the center: a red arrow above the chart marks the center column, and one to the left of it the center row. The arrows are on the pages those lines cross.

The chart is on 7 pages, each cut to what is stitched: bare canvas has no page, and a join falls on plain ground where it can. Pages 2, 3 and 4 are turned on their side, for a part that is wider than it is tall. Where chart pages join, gray squares repeat two rows or columns. The small picture at the top of each chart page shows which part it is.

Thread: six-strand floss, 7 or 8 strands in the needle on 13 mesh (counted at 8), about 63 skeins of 8.7 yd in all. Or pearl cotton size 3, 1 strand, about 31 skeins of 16.4 yd; or tapestry wool, 1 strand, about 48 skeins of 8.7 yd; or Persian wool, 2 strands, about 38 skeins of 8 yd. Wool is numbered differently: match it by eye. Needle: tapestry, size 20.

Yards and skeins are estimates: the thread a stitch takes on the front and back of 13 mesh canvas, plus 30 percent, rounded up for each color (about 371 yards in all, as the thread lies in the needle).

Thread colors are approximate screen matches to DMC numbers. Check against real thread before you buy.

When it is stitched: also have a finisher, or the fabric and cord to make it up yourself. Ask before you stitch the edge: some finishes take extra rows. "Ways to finish needlepoint" is a guide linked from this pattern's page.

For your own stitching, gifts and handmade pieces you sell. Do not resell or share this PDF or copies of it.

Ancient Persian winged lion rug

Needlepoint pattern

Chart 1 of 7: columns 1 to 80, rows 1 to 66

This page is the dark part of the chart



Key

- DMC 783 Medium Topaz
- DMC 823 Dark Navy Blue
- DMC 739 Ultra Very Light Tan
- DMC 597 Turquoise
- DMC 797 Royal Blue
- DMC 3808 Ultra Very Dark Turquoise
- DMC 799 Medium Delft Blue
- DMC 3852 Very Dark Straw
- DMC 3810 Dark Turquoise
- DMC 738 Very Light Tan
- DMC 350 Medium Coral

Ancient Persian winged lion rug

Needlepoint pattern

Chart 2 of 7: columns 81 to 160, rows 1 to 66; gray squares repeat columns 79 and 80

This page is the dark part of the chart



Key

- DMC 783 Medium Topaz
- DMC 823 Dark Navy Blue
- DMC 739 Ultra Very Light Tan
- DMC 597 Turquoise
- DMC 797 Royal Blue
- DMC 3808 Ultra Very Dark Turquoise
- DMC 799 Medium Delft Blue
- DMC 3852 Very Dark Straw
- DMC 3810 Dark Turquoise
- DMC 782 Dark Topaz
- DMC 780 Ultra Very Dark Topaz
- DMC 350 Medium Coral

Ancient Persian winged lion rug

Needlepoint pattern

Chart 3 of 7: columns 161 to 240, rows 1 to 66; gray squares repeat columns 159 and 160

This page is the dark part of the chart



Key

- DMC 783 Medium Topaz
- DMC 823 Dark Navy Blue
- DMC 739 Ultra Very Light Tan
- DMC 597 Turquoise
- DMC 797 Royal Blue
- DMC 3808 Ultra Very Dark Turquoise
- DMC 799 Medium Delft Blue
- DMC 3852 Very Dark Straw
- DMC 3810 Dark Turquoise
- DMC 738 Very Light Tan
- DMC 350 Medium Coral

Ancient Persian winged lion rug

Needlepoint pattern

Chart 4 of 7: columns 1 to 60, rows 67 to 160; gray squares repeat rows 65 and 66

This page is the dark part of the chart



Ancient Persian winged lion rug

Needlepoint pattern

This page is the dark part of the chart

Chart 5 of 7: columns 61 to 120, rows 67 to 160; gray squares repeat columns 59 and 60 and rows 65 and 66



Ancient Persian winged lion rug

Needlepoint pattern

This page is the dark part of the chart

Chart 6 of 7: columns 121 to 180, rows 67 to 160; gray squares repeat columns 119 and 120 and rows 65 and 66



Ancient Persian winged lion rug

Needlepoint pattern

This page is the dark part of the chart

Chart 7 of 7: columns 181 to 240, rows 67 to 160; gray squares repeat columns 179 and 180 and rows 65 and 66

