Black and gold scallop bargello

Needlepoint pattern | 140 x 140 canvas threads | 14 x 14 in (35.6 x 35.6 cm) on 10 mesh | 7 colors



Thread key

			squares	yards	skeins of pearl
●	**DMC 310**	Black	2,800	23	3
■	**DMC 783**	Medium Topaz	2,800	23	3
▲	**DMC 3820**	Dark Straw	2,800	23	3
◆	**DMC 3822**	Light Straw	2,800	23	3
▼	**DMC 3865**	Winter White	2,800	23	3
★	**DMC 3799**	Very Dark Pewter Gray	2,800	23	3
❖	**DMC 782**	Dark Topaz	2,800	23	3

Each upright stitch covers 4 canvas threads; some along the top and bottom edges are shorter, to end at the edge. One chart square is one canvas thread, and each outlined bar is one stitch, with its symbol in the middle.

Cut the canvas at least 18 x 18 in (45.7 x 45.7 cm) for 10 mesh: the design and 2 in (5.1 cm) of margin on every side.

19,600 chart squares stitched in all. Start from the center: a red arrow above the chart marks the center column, and one to the left of it the center row. The arrows are on the pages those lines cross. Work the row outlined in red first, from the center out to both edges, and check it: every other row is the same line, above and below it, in the next color.

The chart is divided evenly over 4 pages. Where chart pages join, gray squares repeat two rows or columns. The small picture at the top of each chart page shows which part it is.

Thread: pearl cotton size 3, 2 strands in the needle on 10 mesh, about 21 skeins of 16.4 yd in all. Or six-strand floss, 8 to 10 strands, about 35 skeins of 8.7 yd; or tapestry wool, 1 strand, about 21 skeins of 8.7 yd; or Persian wool, 3 strands, about 21 skeins of 8 yd. Wool is numbered differently: match it by eye. Needle: tapestry, size 16 or 18.

Yards and skeins are estimates: the thread a stitch takes on the front and back of 10 mesh canvas, plus 30 percent, rounded up for each color (about 161 yards in all, as the thread lies in the needle).

Thread colors are approximate screen matches to DMC numbers. Check against real thread before you buy.

Make it a pillow: also have backing fabric, an insert the size of the stitching or an inch larger, and cord or piping for the edge. The seam takes two rows: stitch two rows of tent stitch all round, outside the pattern. "How to finish a pillow" is a guide linked from this pattern's page.

For your own stitching, gifts and handmade pieces you sell. Do not resell or share this PDF or copies of it.

Black and gold scallop bargello

Needlepoint pattern

Chart 1 of 4: columns 1 to 70, rows 1 to 70

This page is the dark part of the chart



Key

- **DMC 310** Black
- **DMC 783** Medium Topaz
- **DMC 3820** Dark Straw
- **DMC 3822** Light Straw
- **DMC 3865** Winter White
- **DMC 3799** Very Dark Pewter Gray
- **DMC 782** Dark Topaz

Black and gold scallop bargello

Needlepoint pattern

This page is the dark part of the chart

Chart 2 of 4: columns 71 to 140, rows 1 to 70; gray squares repeat columns 69 and 70



Key

- **DMC 310** Black
- **DMC 783** Medium Topaz
- **DMC 3820** Dark Straw
- **DMC 3822** Light Straw
- **DMC 3865** Winter White
- **DMC 3799** Very Dark Pewter Gray
- **DMC 782** Dark Topaz

Black and gold scallop bargello

Needlepoint pattern

Chart 3 of 4: columns 1 to 70, rows 71 to 140; gray squares repeat rows 69 and 70

This page is the dark part of the chart



Key

- DMC 310 Black
- DMC 783 Medium Topaz
- DMC 3820 Dark Straw
- DMC 3822 Light Straw
- DMC 3865 Winter White
- DMC 3799 Very Dark Pewter Gray
- DMC 782 Dark Topaz

Black and gold scallop bargello

Needlepoint pattern

This page is the dark part of the chart



Chart 4 of 4: columns 71 to 140, rows 71 to 140; gray squares repeat columns 69 and 70 and rows 69 and 70



Key

- **DMC 310** Black
- **DMC 783** Medium Topaz
- **DMC 3820** Dark Straw
- **DMC 3822** Light Straw
- **DMC 3865** Winter White
- **DMC 3799** Very Dark Pewter Gray
- **DMC 782** Dark Topaz