Flame bargello pillow in blues

Needlepoint pattern | 140 x 140 canvas threads | 14 x 14 in (35.6 x 35.6 cm) on 10 mesh | 8 colors



How to stitch it

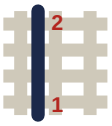

1. Each bar is one upright stitch over 4 canvas threads: up at 1, down at 2. A shorter bar is a shorter stitch.
2. Cut 18 in of thread. Start and end it without a knot left behind.
3. Mark the middle of the canvas. Start there with the row that has the heavy outline, out to both edges.
4. One square up is one canvas thread; one column is one line of holes. Gray squares are on two pages: stitch them once.
5. Last, two rows of tent stitch all round in DMC 3325: the seam hides them.

The row to begin with, the one with the heavy outline, is in DMC 336. Going up from it the colors come in this order, and then again: 336, 939, 3865, 3841, 3325, 3755, 322, 312.

First time? What is bargello: flossfield.com/needlepoint/guides/what-is-bargello/#how-to-begin

What you need

Canvas: blank mono canvas, 10 mesh (10 threads to the inch), cut 18.5 in square (47 cm).

Needle: blunt tapestry, size 18. Also masking tape for the cut edges, and small scissors.

Thread: pearl cotton size 3, 8 colors, about 26 skeins in all (an estimate). Stitch with 2 lengths together.

Make it a pillow: backing fabric, an insert the size of the stitching or an inch larger, and cord or piping for the edge. How to finish a pillow.

Thread list

			squares	skeins of pearl
●	**DMC 3325**	Light Baby Blue	2,620	5
■	**DMC 3755**	Baby Blue	2,580	3
▲	**DMC 322**	Dark Baby Blue	2,480	3
◆	**DMC 3841**	Pale Baby Blue	2,460	3
▼	**DMC 3865**	Winter White	2,410	3
★	**DMC 939**	Very Dark Navy Blue	2,390	3
❖	**DMC 336**	Navy Blue	2,340	3
X	**DMC 312**	Very Dark Baby Blue	2,320	3

Skeins are estimates, with the two extra rows: the thread a stitch takes on the front and back of 10 mesh canvas, plus 30 percent, rounded up for each color.

Thread colors are approximate screen matches to DMC numbers. Check against real thread before you buy.

For your own stitching, gifts and handmade pieces you sell. Do not resell or share this PDF or copies of it.

Flame bargello pillow in blues

Needlepoint pattern

Columns 1 to 70, rows 1 to 70

This page is the dark part of the chart

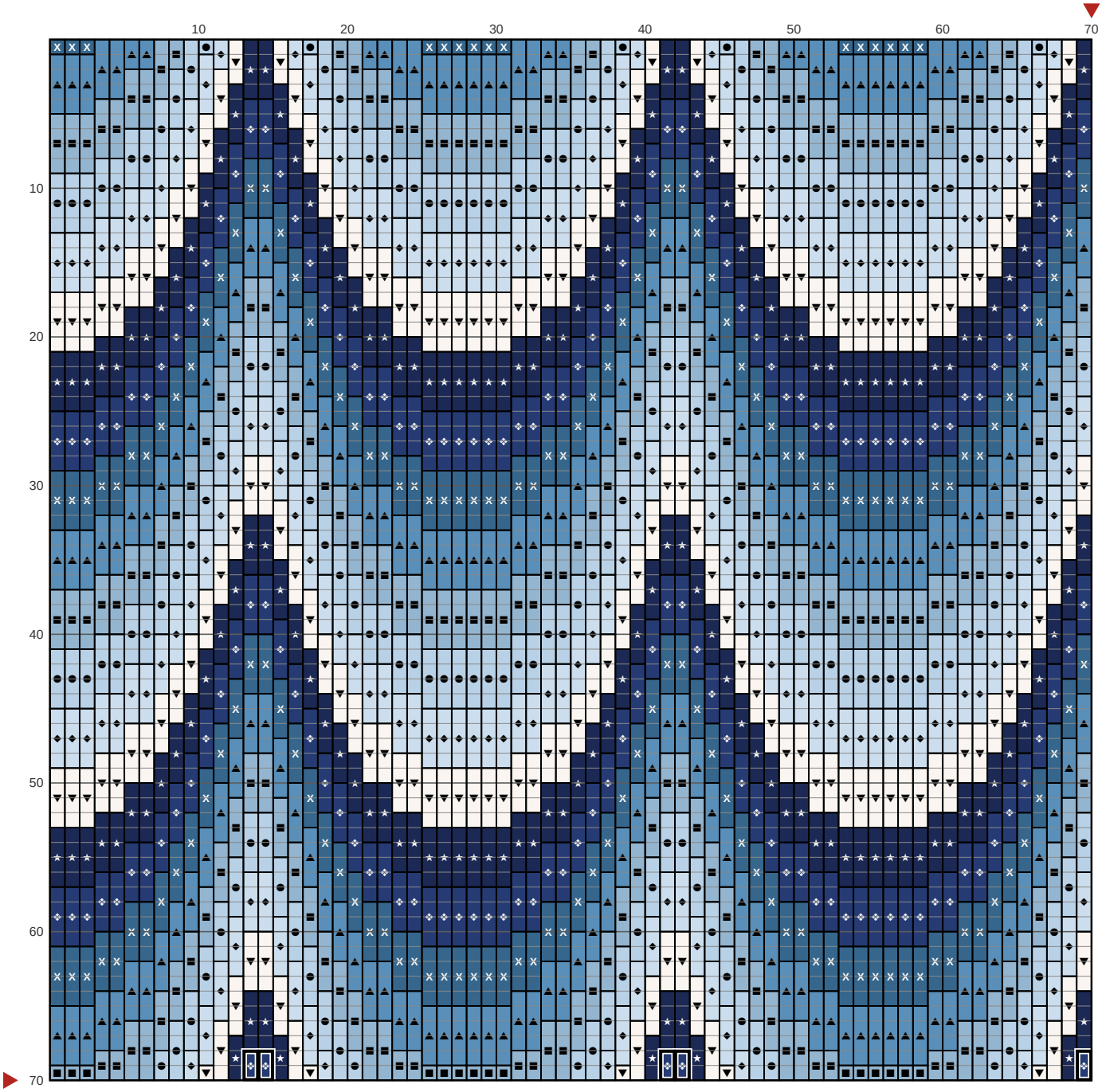

Key

- ● **DMC 3325** Light Baby Blue
- ■ **DMC 3755** Baby Blue
- ▲ **DMC 322** Dark Baby Blue
- ◆ **DMC 3841** Pale Baby Blue
- ▼ **DMC 3865** Winter White
- ★ **DMC 939** Very Dark Navy Blue
- ❖ **DMC 336** Navy Blue
- X **DMC 312** Very Dark Baby Blue

Flame bargello pillow in blues

Needlepoint pattern

This page is the dark part of the chart

Columns 71 to 140, rows 1 to 70. Gray squares: charted already, do not stitch again

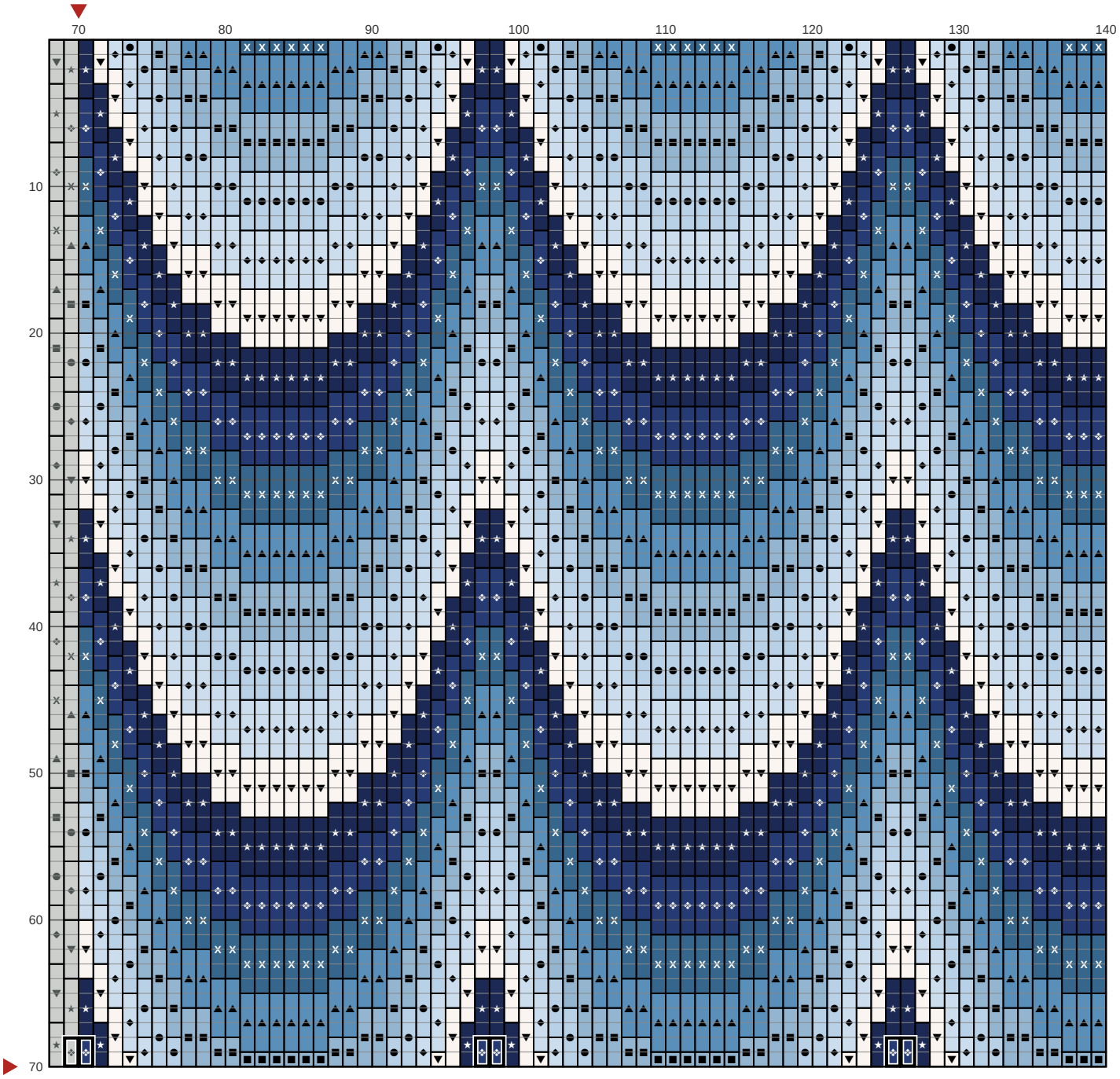

Key

- ● **DMC 3325** Light Baby Blue
- ■ **DMC 3755** Baby Blue
- ▲ **DMC 322** Dark Baby Blue
- ◆ **DMC 3841** Pale Baby Blue
- ▼ **DMC 3865** Winter White
- ★ **DMC 939** Very Dark Navy Blue
- ❖ **DMC 336** Navy Blue
- X **DMC 312** Very Dark Baby Blue

Flame bargello pillow in blues

Needlepoint pattern

This page is the dark part of the chart



Columns 1 to 70, rows 71 to 140. Gray squares: charted already, do not stitch again



Key

- ● **DMC 3325** Light Baby Blue
- ■ **DMC 3755** Baby Blue
- ▲ **DMC 322** Dark Baby Blue
- ◆ **DMC 3841** Pale Baby Blue
- ▼ **DMC 3865** Winter White
- ★ **DMC 939** Very Dark Navy Blue
- ❖ **DMC 336** Navy Blue
- X **DMC 312** Very Dark Baby Blue

Flame bargello pillow in blues

Needlepoint pattern

This page is the dark part of the chart

Columns 71 to 140, rows 71 to 140. Gray squares: charted already, do not stitch again



Key

- **DMC 3325** Light Baby Blue
- **DMC 3755** Baby Blue
- **DMC 322** Dark Baby Blue
- **DMC 3841** Pale Baby Blue
- **DMC 3865** Winter White
- **DMC 939** Very Dark Navy Blue
- **DMC 336** Navy Blue
- **DMC 312** Very Dark Baby Blue