Christmas wave pillow, 24 by 12 inches

Needlepoint pattern | 240 x 120 canvas threads | 24 x 12 in (61 x 30.5 cm) on 10 mesh | 10 colors



How to read the chart

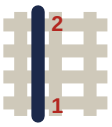

1. Each bar is one upright stitch over 4 canvas threads, or fewer where it is cut short: up at 1, down at 2.
2. Cut 18 in of thread. Start and end it without a knot left behind.
3. Mark the middle of the canvas. Start there with the row that has the heavy outline, and work it out to both edges.
4. One square up is one canvas thread, one column is one line of holes; a lighter line stands every ten. Gray squares are on two pages: stitch them once.
5. First time? What is bargello tells how a piece goes.

The row to begin with, the one with the heavy outline, is in DMC 3823. Going up from it the colors come in this order, and then again: 3823, 3820, 703, 701, 699, 890, 699, 701, 703, 3820, 3823, 3820, 350, 321, 498, 814, 498, 321, 350, 3820.

flossfield.com/needlepoint/guides/how-to-read-a-chart/

You will need

Canvas: blank mono canvas, 10 mesh (10 threads to the inch), cut 28 x 16 in (71.1 x 40.6 cm).

Needle: tapestry, size 16 or 18. Also masking tape for the cut edges, and small scissors.

Thread: pearl cotton size 3, 2 strands in the needle, about 34 skeins in all (an estimate).

Make it a pillow: backing fabric, an insert the size of the stitching or an inch larger, and cord or piping for the edge. The seam takes two rows: stitch two rows of tent stitch all round, outside the pattern. How to finish a pillow.

Thread list

			squares	skeins of pearl
●	**DMC 3820**	Dark Straw	5,760	6
■	**DMC 699**	Green	3,552	4
▲	**DMC 701**	Light Green	3,456	4
◆	**DMC 703**	Chartreuse	3,324	4
▼	**DMC 3823**	Ultra Pale Yellow	2,880	3
★	**DMC 350**	Medium Coral	2,436	3
❖	**DMC 321**	Red	2,304	3
X	**DMC 498**	Dark Red	2,208	3
O	**DMC 890**	Ultra Dark Pistachio Green	1,764	2
+	**DMC 814**	Dark Garnet	1,116	2

Skeins are estimates: the thread a stitch takes on the front and back of 10 mesh canvas, plus 30 percent, rounded up for each color.

Thread colors are approximate screen matches to DMC numbers. Check against real thread before you buy.

For your own stitching, gifts and handmade pieces you sell. Do not resell or share this PDF or copies of it.

Christmas wave pillow, 24 by 12 inches

Needlepoint pattern

Chart 1 of 6: columns 1 to 80, rows 1 to 60

This page is the dark part of the chart

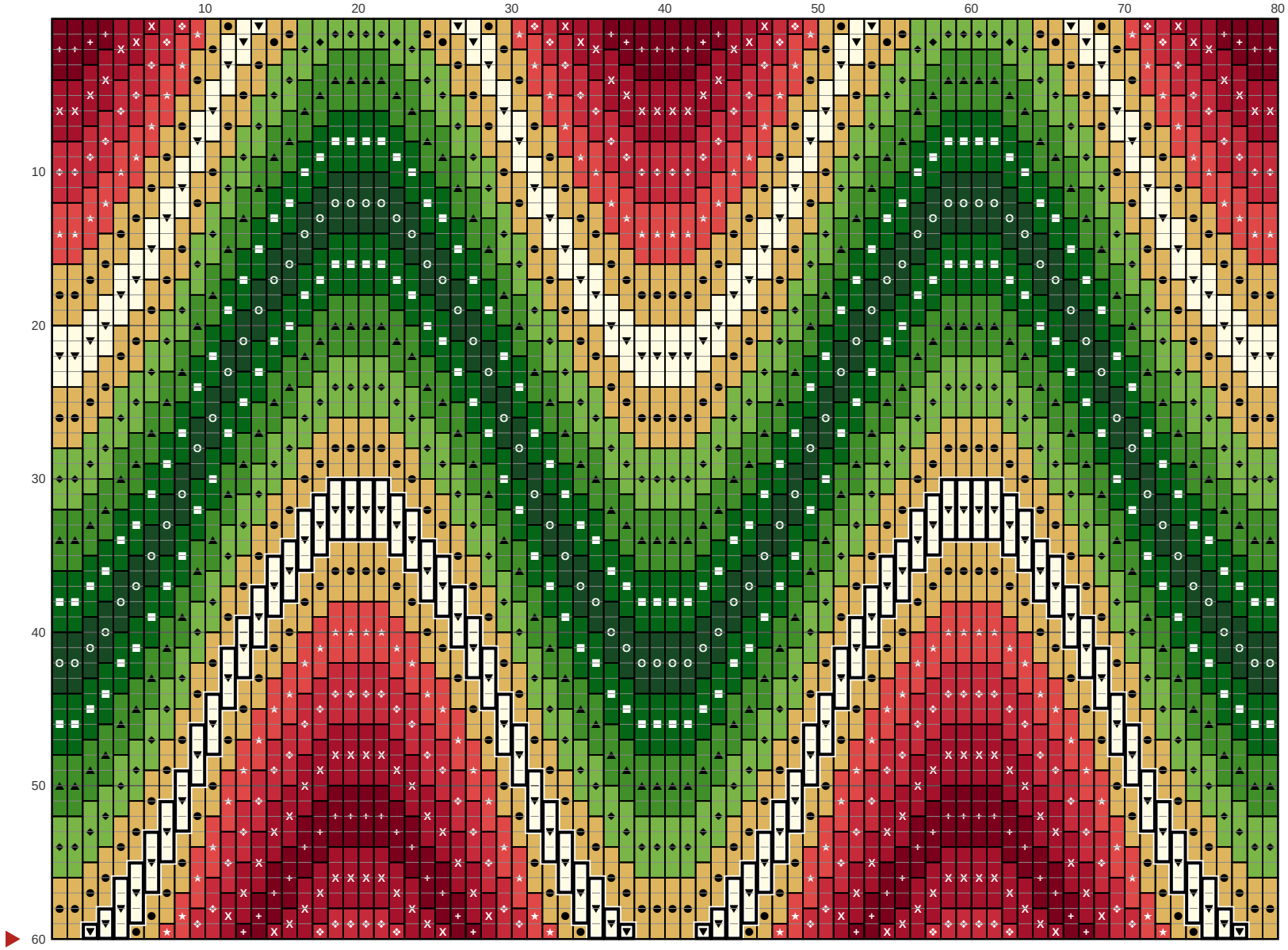

Key

- **DMC 3820** Dark Straw
- **DMC 699** Green
- **DMC 701** Light Green
- **DMC 703** Chartreuse
- **DMC 3823** Ultra Pale Yellow
- **DMC 350** Medium Coral
- **DMC 321** Red
- **DMC 498** Dark Red
- **DMC 890** Ultra Dark Pistachio Green
- **DMC 814** Dark Garnet

Christmas wave pillow, 24 by 12 inches

Needlepoint pattern

This page is the dark part of the chart



Chart 2 of 6: columns 81 to 160, rows 1 to 60. Gray squares repeat columns 79 and 80: do not stitch them twice

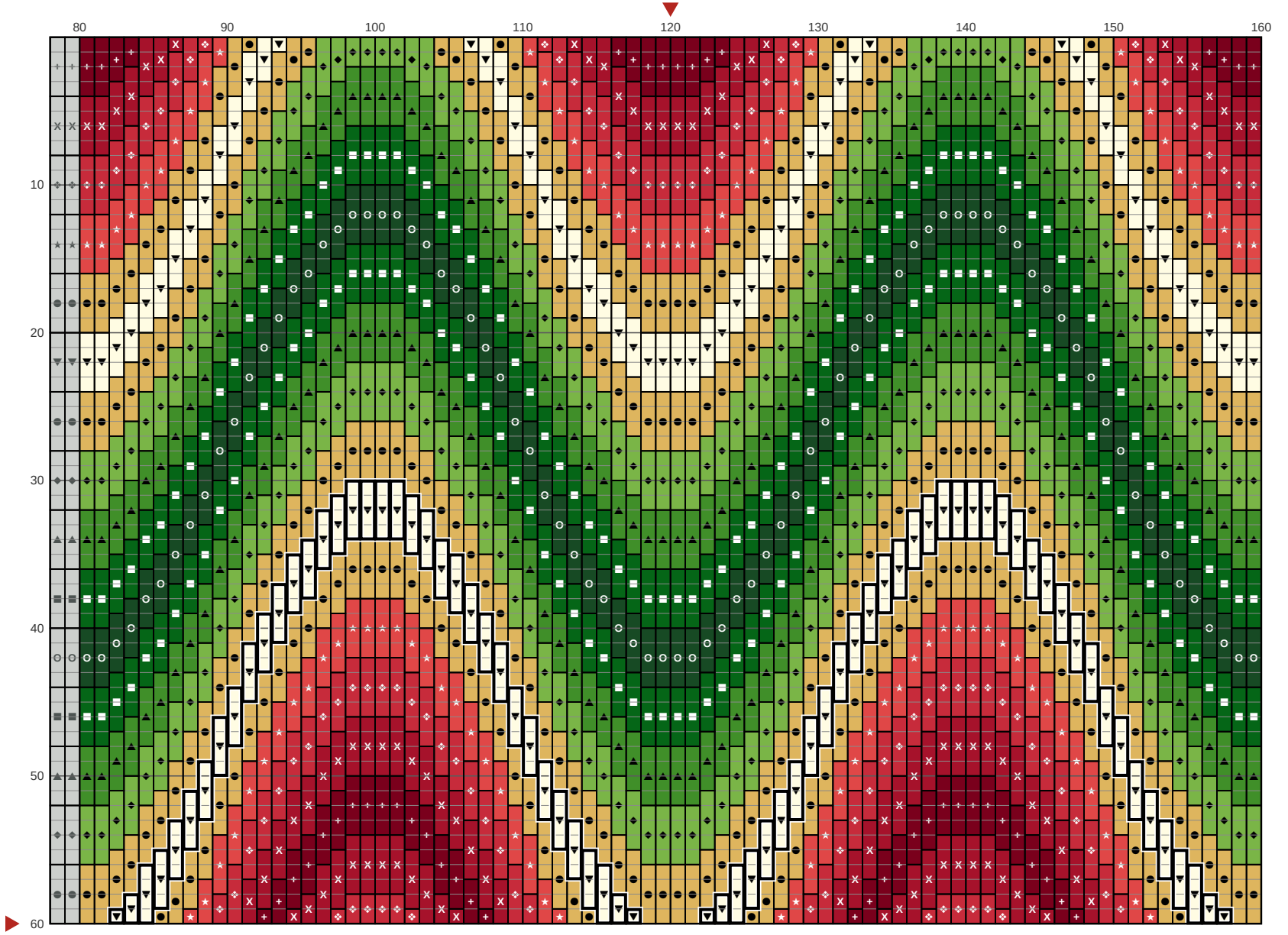

Key

- DMC 3820 Dark Straw
- DMC 699 Green
- DMC 701 Light Green
- DMC 703 Chartreuse
- DMC 3823 Ultra Pale Yellow
- DMC 350 Medium Coral
- DMC 321 Red
- DMC 498 Dark Red
- DMC 890 Ultra Dark Pistachio Green
- DMC 814 Dark Garnet

Christmas wave pillow, 24 by 12 inches

Needlepoint pattern

This page is the dark part of the chart

Chart 3 of 6: columns 161 to 240, rows 1 to 60. Gray squares repeat columns 159 and 160: do not stitch them twice

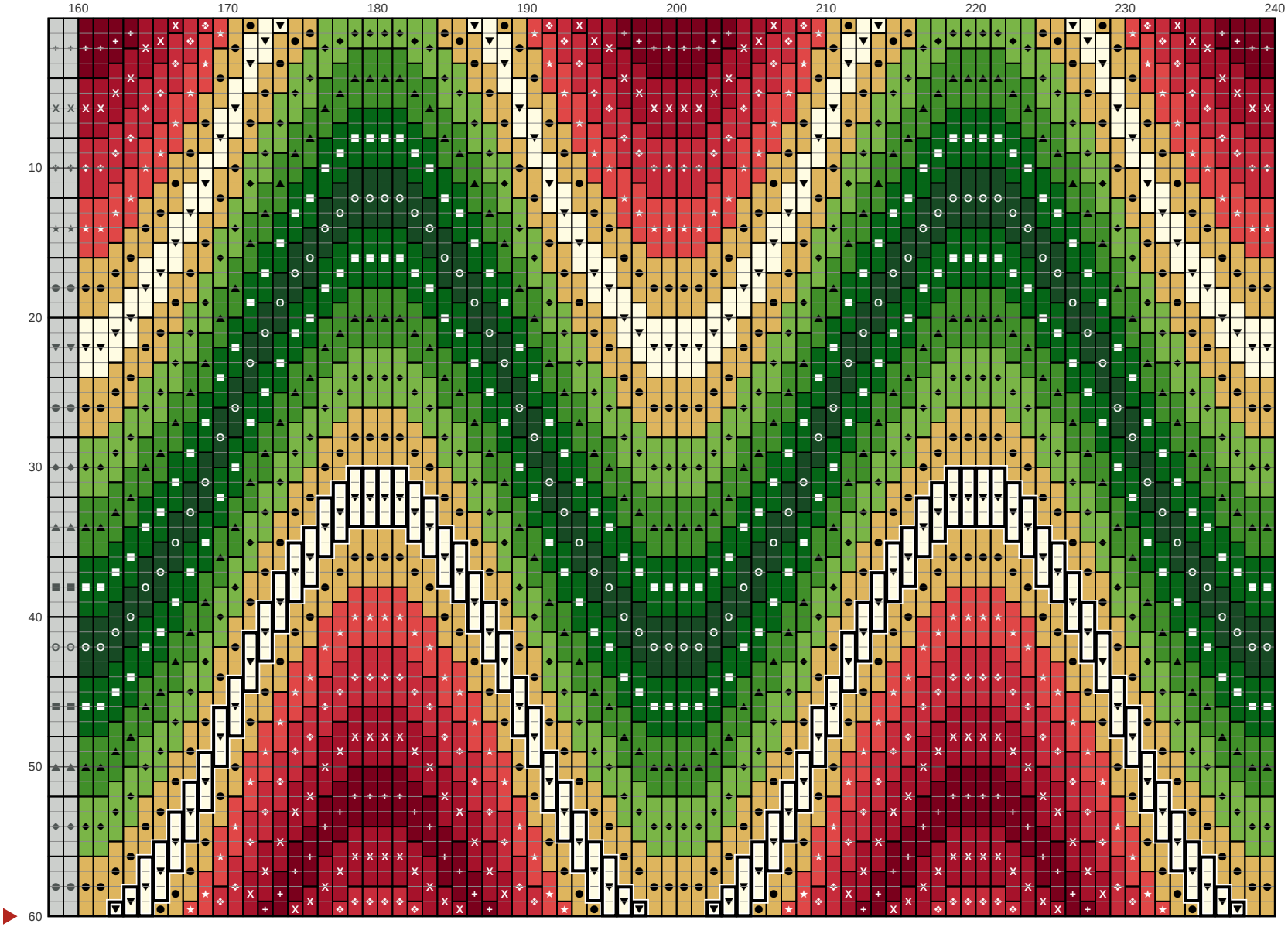

Key

- DMC 3820 Dark Straw
- DMC 699 Green
- DMC 701 Light Green
- DMC 703 Chartreuse
- DMC 3823 Ultra Pale Yellow
- DMC 350 Medium Coral
- DMC 321 Red
- DMC 498 Dark Red
- DMC 890 Ultra Dark Pistachio Green
- DMC 814 Dark Garnet

Christmas wave pillow, 24 by 12 inches

Needlepoint pattern

This page is the dark part of the chart

Chart 4 of 6: columns 1 to 80, rows 61 to 120. Gray squares repeat rows 59 and 60: do not stitch them twice

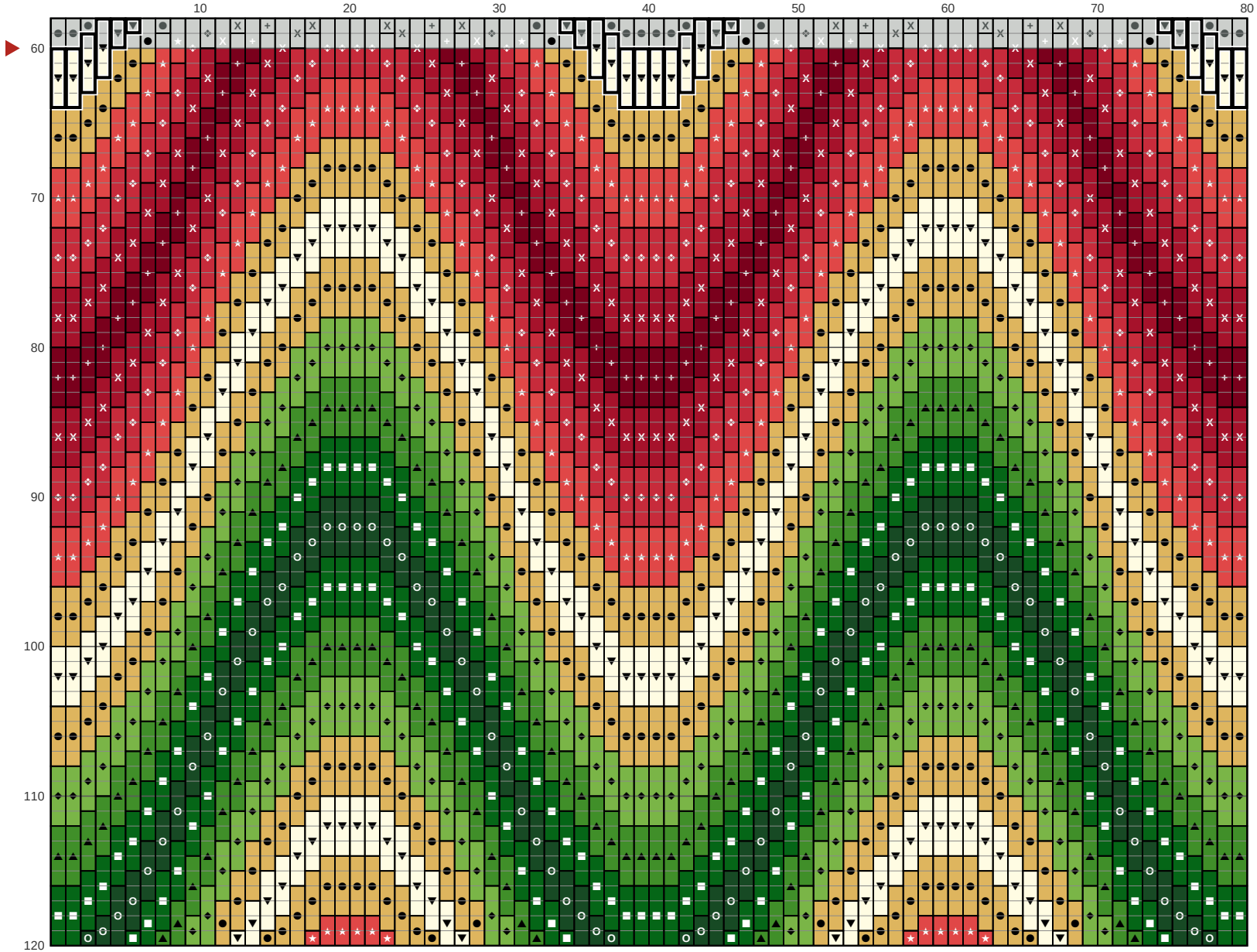

Key

- DMC 3820 Dark Straw
- DMC 699 Green
- DMC 701 Light Green
- DMC 703 Chartreuse
- DMC 3823 Ultra Pale Yellow
- DMC 350 Medium Coral
- DMC 321 Red
- DMC 498 Dark Red
- DMC 890 Ultra Dark Pistachio Green
- DMC 814 Dark Garnet

Christmas wave pillow, 24 by 12 inches

Needlepoint pattern

This page is the dark part of the chart



Chart 5 of 6: columns 81 to 160, rows 61 to 120. Gray squares repeat columns 79 and 80 and rows 59 and 60: do not stitch them twice

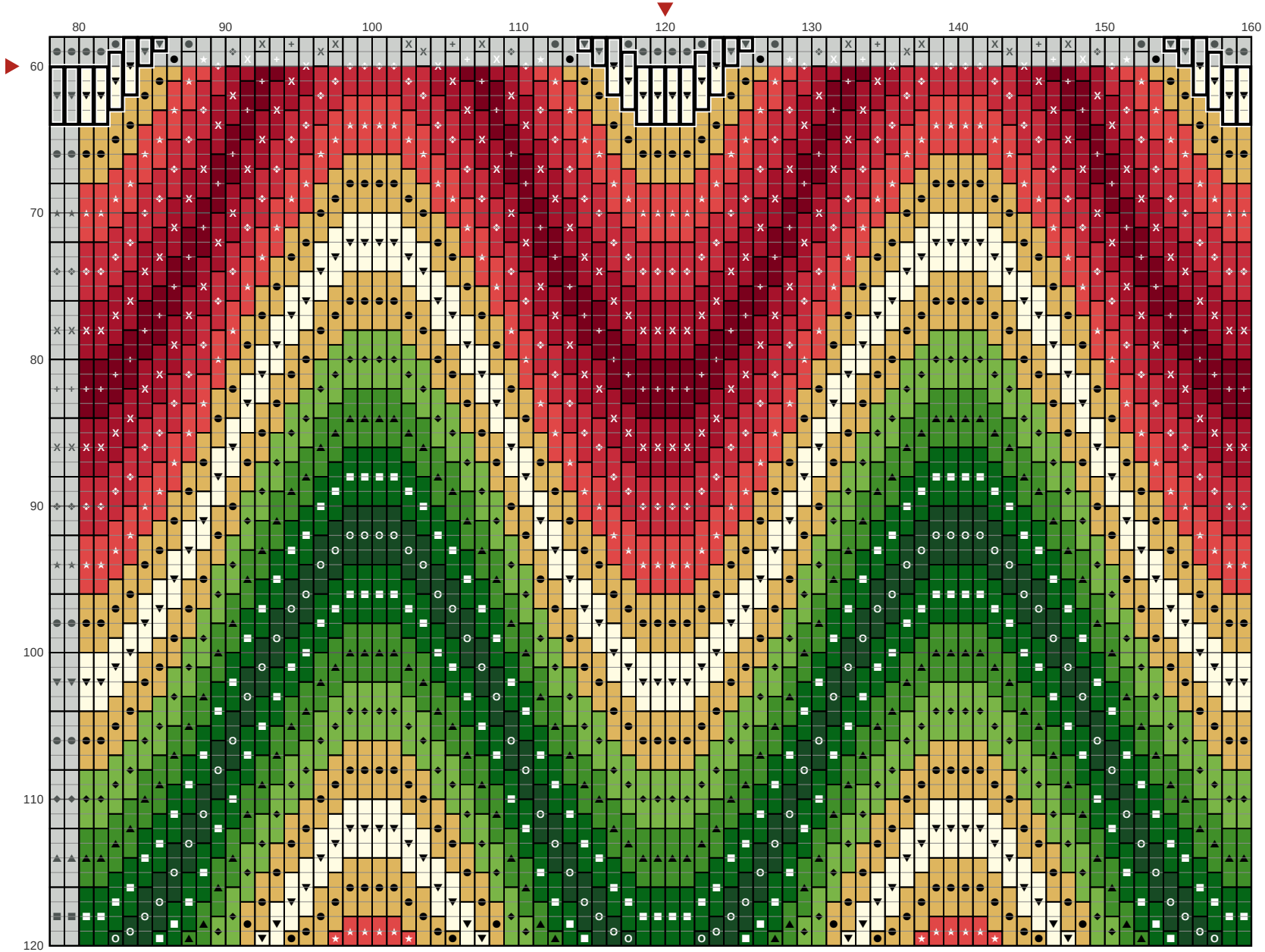

Key

- DMC 3820 Dark Straw
- DMC 699 Green
- DMC 701 Light Green
- DMC 703 Chartreuse
- DMC 3823 Ultra Pale Yellow
- DMC 350 Medium Coral
- DMC 321 Red
- DMC 498 Dark Red
- DMC 890 Ultra Dark Pistachio Green
- DMC 814 Dark Garnet

Christmas wave pillow, 24 by 12 inches

Needlepoint pattern

This page is the dark part of the chart



Chart 6 of 6: columns 161 to 240, rows 61 to 120. Gray squares repeat columns 159 and 160 and rows 59 and 60: do not stitch them twice

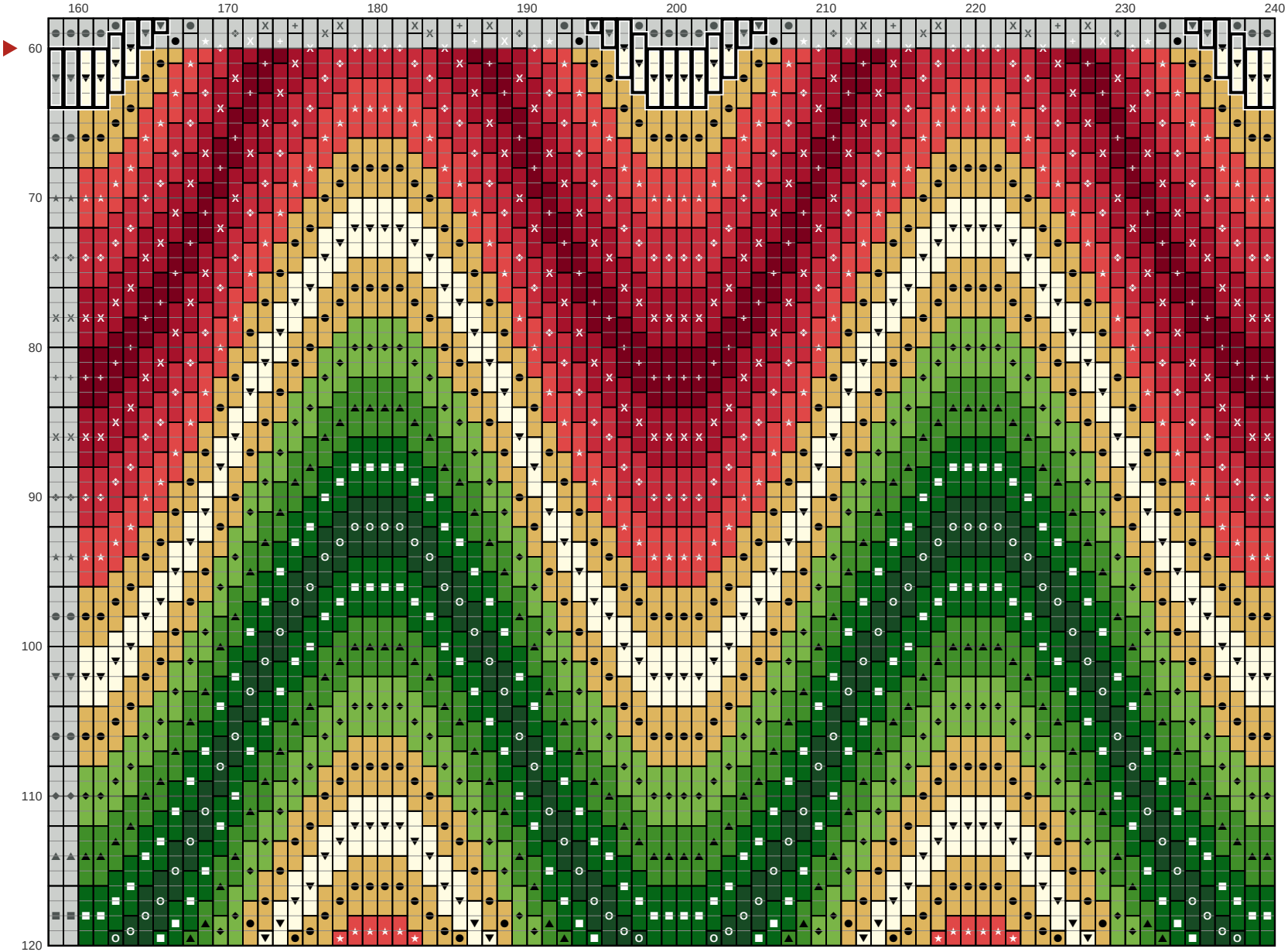

Key

- DMC 3820 Dark Straw
- DMC 699 Green
- DMC 701 Light Green
- DMC 703 Chartreuse
- DMC 3823 Ultra Pale Yellow
- DMC 350 Medium Coral
- DMC 321 Red
- DMC 498 Dark Red
- DMC 890 Ultra Dark Pistachio Green
- DMC 814 Dark Garnet