Flame camera strap, navy and copper

Needlepoint pattern | 180 x 36 canvas threads | 10 x 2 in (25.4 x 5.1 cm) on 18 mesh | 10 colors



How to read the chart

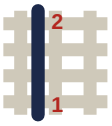

1. Each bar is one upright stitch over 4 canvas threads, or fewer where it is cut short: up at 1, down at 2.
2. Cut 18 in of thread. Start and end it without a knot left behind.
3. Mark the middle of the canvas. Start there with the stitches that cross it, then work up and down, a row at a time.
4. One repeat is 36 x 36 canvas threads. Carry on both ways from the middle, to your length.
5. One square up is one canvas thread, one column is one line of holes; a lighter line stands every ten. Gray squares are on two pages: stitch them once.
6. First time? What is bargello tells how a piece goes.

flossfield.com/needlepoint/guides/how-to-read-a-chart/

You will need

Canvas: blank mono canvas, 18 mesh (18 threads to the inch), cut 14 x 6 in (35.6 x 15.2 cm) for what is charted.

Needle: tapestry, size 22. Also masking tape for the cut edges, and small scissors.

Thread: pearl cotton size 5, 1 strand in the needle, about 10 skeins for what is charted (an estimate).

Make it a strap: a finisher who mounts it on leather, or webbing to sew it on. Measure first, and ask for the length before you stitch the ends. How to make a strap.

Thread list

			squares	skeins of pearl
●	**DMC 720**	Dark Orange Spice	1,350	1
■	**DMC 722**	Light Orange Spice	1,270	1
▲	**DMC 3856**	Ultra Very Light Mahogany	1,090	1
◆	**DMC 712**	Cream	800	1
▼	**DMC 918**	Dark Red Copper	690	1
★	**DMC 3752**	Very Light Antique Blue	640	1
❖	**DMC 931**	Medium Antique Blue	350	1
X	**DMC 930**	Dark Antique Blue	170	1
O	**DMC 3750**	Very Dark Antique Blue	90	1
+	**DMC 823**	Dark Navy Blue	30	1

Skeins are estimates: the thread a stitch takes on the front and back of 18 mesh canvas, plus 30 percent, rounded up for each color.

Thread colors are approximate screen matches to DMC numbers. Check against real thread before you buy.

For your own stitching, gifts and handmade pieces you sell. Do not resell or share this PDF or copies of it.

Flame camera strap, navy and copper

Needlepoint pattern

Chart 1 of 2: columns 1 to 90, rows 1 to 36

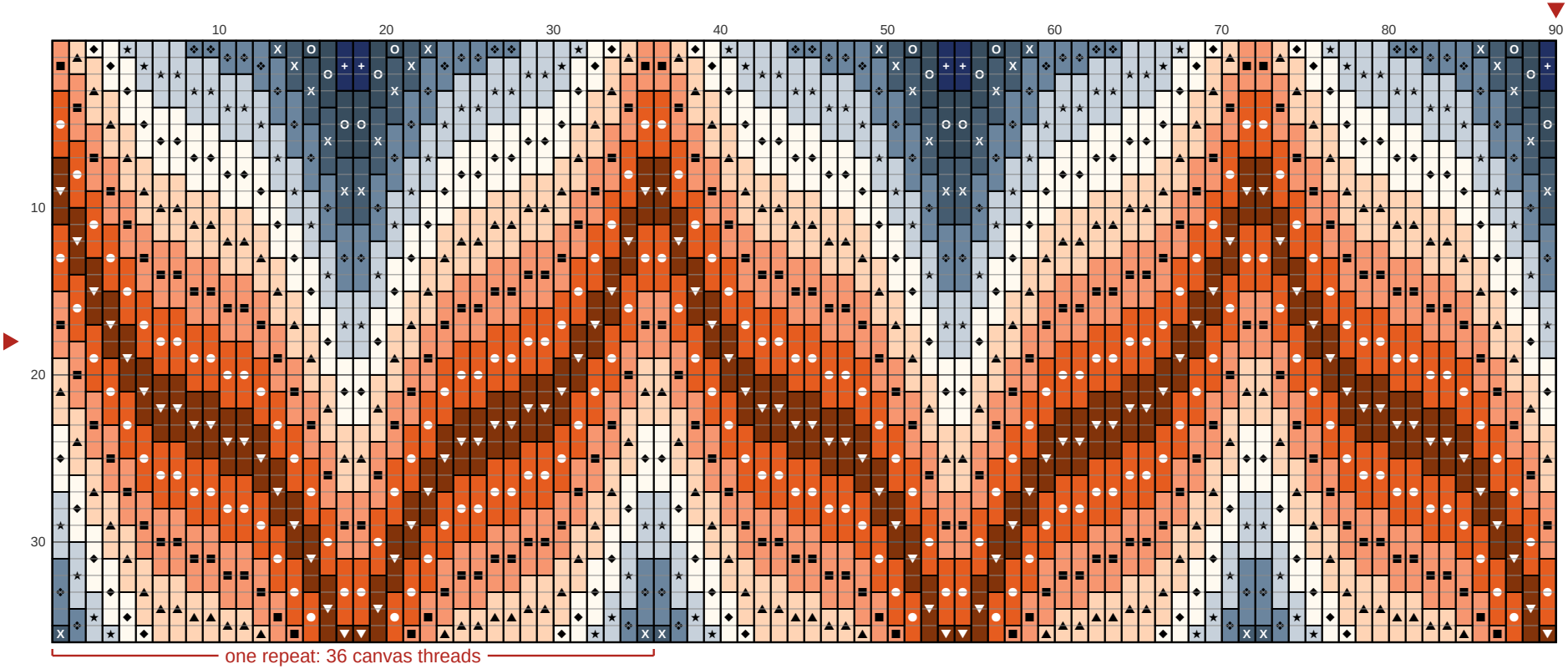

Key

- **DMC 720** Dark Orange Spice
- **DMC 722** Light Orange Spice
- **DMC 3856** Ultra Very Light Mahogany
- **DMC 712** Cream
- **DMC 918** Dark Red Copper
- **DMC 3752** Very Light Antique Blue
- **DMC 931** Medium Antique Blue
- **DMC 930** Dark Antique Blue
- **DMC 3750** Very Dark Antique Blue
- **DMC 823** Dark Navy Blue

Flame camera strap, navy and copper

Needlepoint pattern

Chart 2 of 2: columns 91 to 180, rows 1 to 36. Gray squares repeat columns 89 and 90: do not stitch them twice



Key

- **DMC 720** Dark Orange Spice
- **DMC 722** Light Orange Spice
- **DMC 3856** Ultra Very Light Mahogany
- **DMC 712** Cream
- **DMC 918** Dark Red Copper
- **DMC 3752** Very Light Antique Blue
- **DMC 931** Medium Antique Blue
- **DMC 930** Dark Antique Blue
- **DMC 3750** Very Dark Antique Blue
- **DMC 823** Dark Navy Blue