Bargello flame rug in blues

Needlepoint pattern | 180 x 270 canvas threads | 18 x 27 in (45.7 x 68.6 cm) on 10 mesh | 7 colors



Thread key

			squares	yards	skeins of pearl
●	**DMC 939**	Very Dark Navy Blue	15,058	123	15
■	**DMC 3841**	Pale Baby Blue	8,152	67	9
▲	**DMC 322**	Dark Baby Blue	5,188	43	6
◆	**DMC 312**	Very Dark Baby Blue	5,166	42	6
▼	**DMC 336**	Navy Blue	5,118	42	6
★	**DMC 3755**	Baby Blue	4,998	41	5
❖	**DMC 3325**	Light Baby Blue	4,920	40	5

Each upright stitch covers 4 canvas threads; some are shorter, inside the pattern and along the top edge. One chart square is one canvas thread, and each outlined bar is one stitch, with its symbol in the middle.

Cut the canvas at least 22 x 31 in (55.9 x 78.7 cm) for 10 mesh: the design and 2 in (5.1 cm) of margin on every side.

48,600 chart squares stitched in all. Start from the center: a red arrow above the chart marks the center column, and one to the left of it the center row. The arrows are on the pages those lines cross.

The chart is on 8 pages, each cut to what is stitched: bare canvas has no page, and a join falls on plain ground where it can. Pages 2 and 3 are turned on their side, for a part that is wider than it is tall. Where chart pages join, gray squares repeat two rows or columns. The small picture at the top of each chart page shows which part it is.

Thread: pearl cotton size 3, 2 strands in the needle on 10 mesh, about 52 skeins of 16.4 yd in all. Or six-strand floss, 8 to 10 strands, about 79 skeins of 8.7 yd; or tapestry wool, 1 strand, about 48 skeins of 8.7 yd; or Persian wool, 3 strands, about 54 skeins of 8 yd. Wool is numbered differently: match it by eye. Needle: tapestry, size 16 or 18.

Yards and skeins are estimates: the thread a stitch takes on the front and back of 10 mesh canvas, plus 30 percent, rounded up for each color (about 398 yards in all, as the thread lies in the needle).

Thread colors are approximate screen matches to DMC numbers. Check against real thread before you buy.

When it is stitched: also have a finisher, or the fabric and cord to make it up yourself. Ask before you stitch the edge: some finishes take extra rows, which are worked in tent stitch, outside the pattern. "Ways to finish needlepoint" is a guide linked from this pattern's page.

For your own stitching, gifts and handmade pieces you sell. Do not resell or share this PDF or copies of it.

Bargello flame rug in blues

Needlepoint pattern

Chart 1 of 8: columns 1 to 90, rows 1 to 69

This page is the dark part of the chart

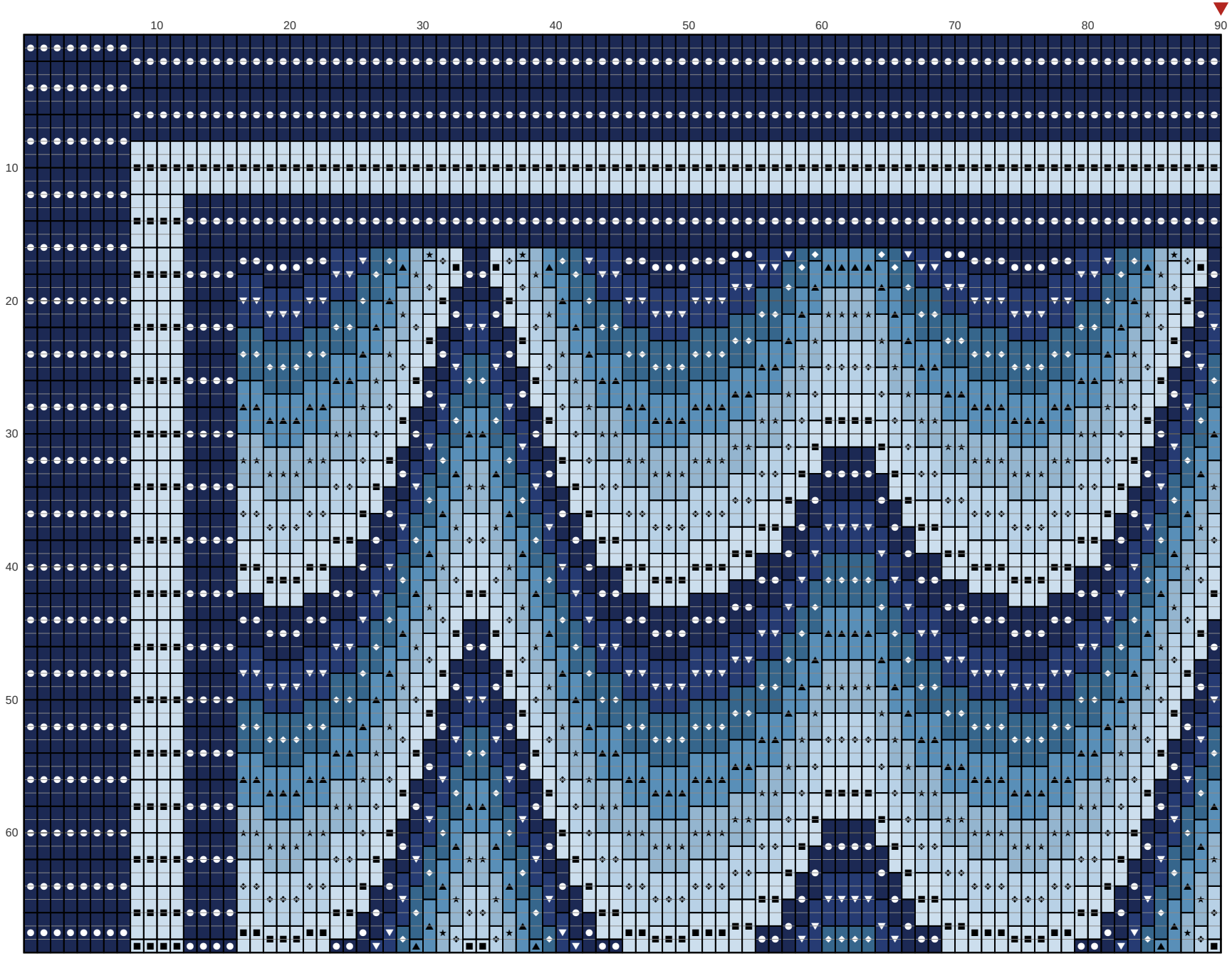

Key

- DMC 939
- DMC 3841
- DMC 322 Dark Baby Blue
- DMC 312
- DMC 336 Navy Blue
- DMC 3755 Baby Blue
- DMC 3325

Bargello flame rug in blues

Needlepoint pattern

Chart 2 of 8: columns 91 to 180, rows 1 to 69; gray squares repeat columns 89 and 90

This page is the dark part of the chart

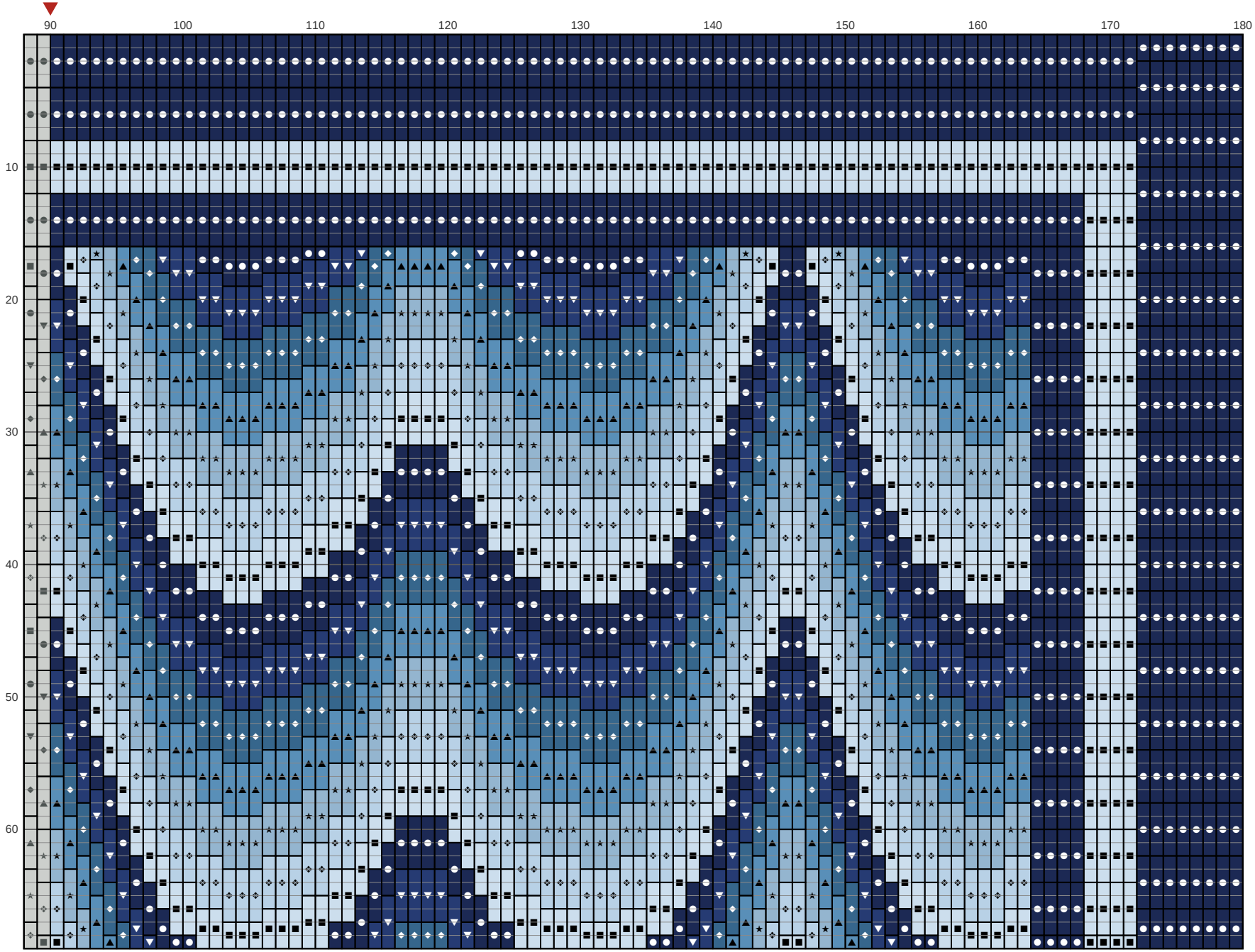

Key

- DMC 939
- DMC 3841
- DMC 322
- DMC 312
- DMC 336 Navy Blue
- DMC 3755
- DMC 3325

Bargello flame rug in blues Needlepoint pattern

This page is the dark part of the chart

Chart 3 of 8: columns 1 to 60, rows 70 to 169; gray squares repeat rows 68 and 69

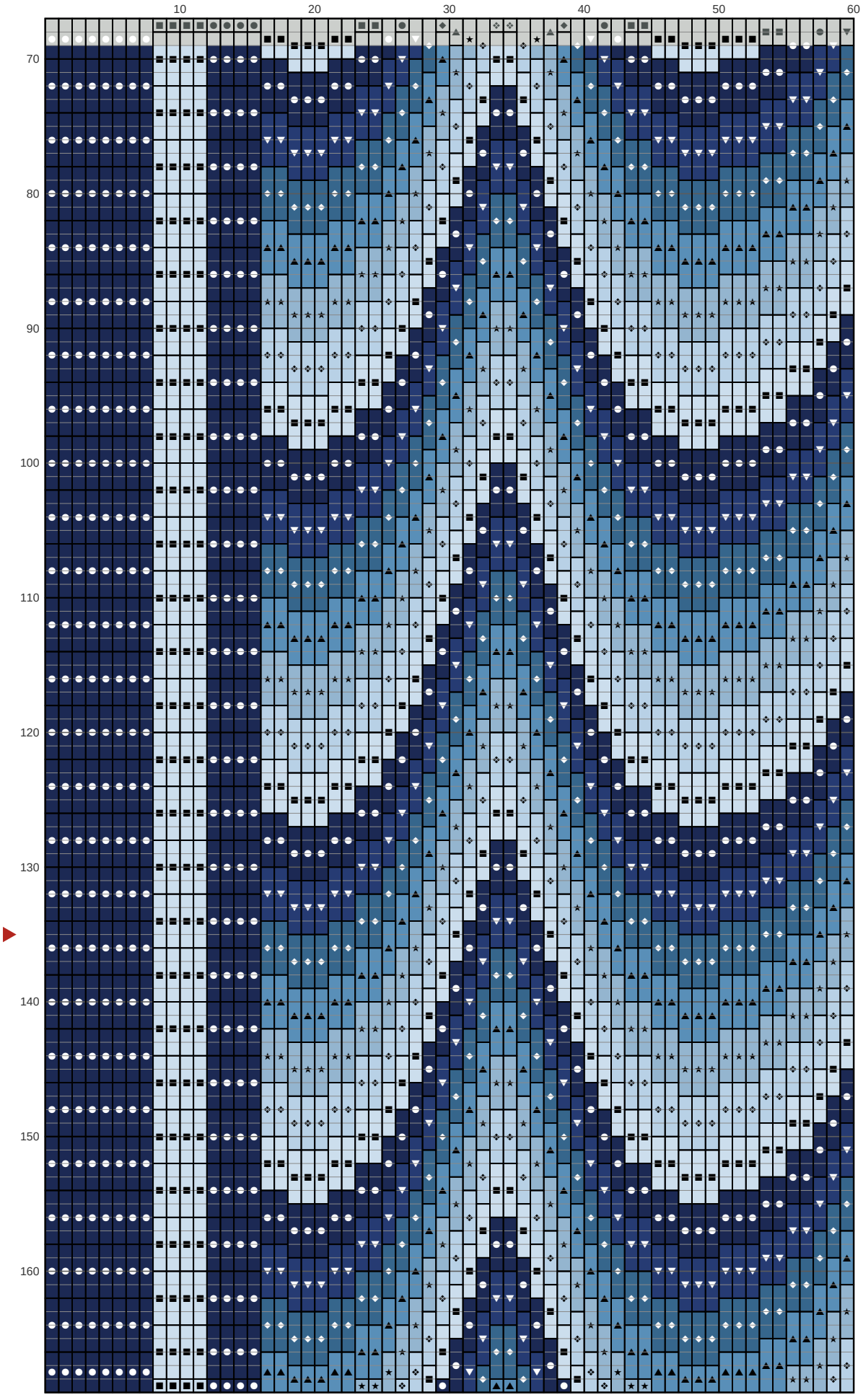

Bargello flame rug in blues

Needlepoint pattern

This page is the dark part of the chart

Chart 4 of 8: columns 61 to 120, rows 70 to 169; gray squares repeat columns 59 and 60 and rows 68 and 69



Bargello flame rug in blues

Needlepoint pattern

This page is the dark part of the chart

Chart 5 of 8: columns 121 to 180, rows 70 to 169; gray squares repeat columns 119 and 120 and rows 68 and 69

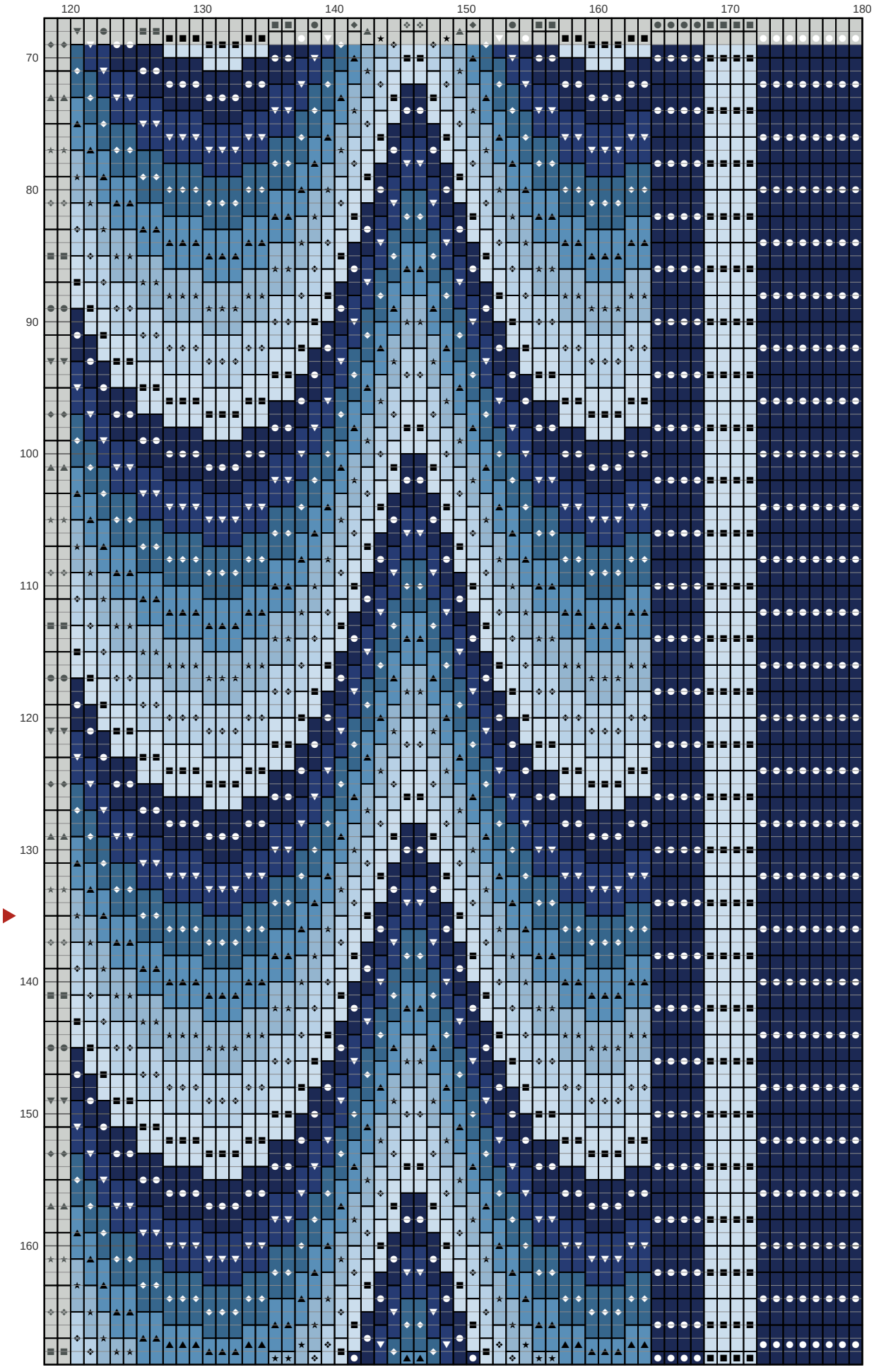

Bargello flame rug in blues

Needlepoint pattern

This page is the dark part of the chart

Chart 6 of 8: columns 1 to 60, rows 170 to 270; gray squares repeat rows 168 and 169



Bargello flame rug in blues

Needlepoint pattern

This page is the dark part of the chart

Chart 7 of 8: columns 61 to 120, rows 170 to 270; gray squares repeat columns 59 and 60 and rows 168 and 169



Bargello flame rug in blues

Needlepoint pattern

This page is the dark part of the chart

Chart 8 of 8: columns 121 to 180, rows 170 to 270; gray squares repeat columns 119 and 120 and rows 168 and 169

