Flame sunglass strap, teal and coral

Needlepoint pattern | 180 x 22 canvas threads | 10 x 1.2 in (25.4 x 3.1 cm) on 18 mesh | 8 colors



How to read the chart

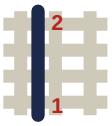

1. Each bar is one upright stitch over 4 canvas threads, or fewer where it is cut short: up at 1, down at 2.
2. Cut 18 in of thread. Start and end it without a knot left behind.
3. Mark the middle of the canvas. Start there with the stitches that cross it, then work up and down, a row at a time.
4. One repeat is 36 x 22 canvas threads. Carry on both ways from the middle, to your length.
5. One square up is one canvas thread, one column is one line of holes; a lighter line stands every ten. Gray squares are charted twice: stitch them once.
6. First time? What is bargello tells how a piece goes.

flossfield.com/needlepoint/guides/how-to-read-a-chart/

You will need

Canvas: blank mono canvas, 18 mesh (18 threads to the inch), cut 14 x 5.2 in (35.6 x 13.3 cm) for what is charted.

Needle: tapestry, size 22. Also masking tape for the cut edges, and small scissors.

Thread: pearl cotton size 5, 1 strand in the needle, about 8 skeins for what is charted (an estimate).

Make it a strap: a finisher who mounts it on leather, or webbing to sew it on. Measure first, and ask for the length before you stitch the ends. How to make a strap.

Thread list

			squares	skeins of pearl
●	**DMC 350**	Medium Coral	1,120	1
■	**DMC 3341**	Apricot	960	1
▲	**DMC 712**	Cream	630	1
◆	**DMC 817**	Very Dark Coral Red	570	1
▼	**DMC 3811**	Very Light Turquoise	360	1
★	**DMC 598**	Light Turquoise	210	1
❖	**DMC 3810**	Dark Turquoise	90	1
X	**DMC 3809**	Very Dark Turquoise	20	1

Skeins are estimates: the thread a stitch takes on the front and back of 18 mesh canvas, plus 30 percent, rounded up for each color.

Thread colors are approximate screen matches to DMC numbers. Check against real thread before you buy.

For your own stitching, gifts and handmade pieces you sell. Do not resell or share this PDF or copies of it.

Flame sunglass strap, teal and coral Needlepoint pattern

Chart 1 of 2: columns 1 to 90, rows 1 to 22

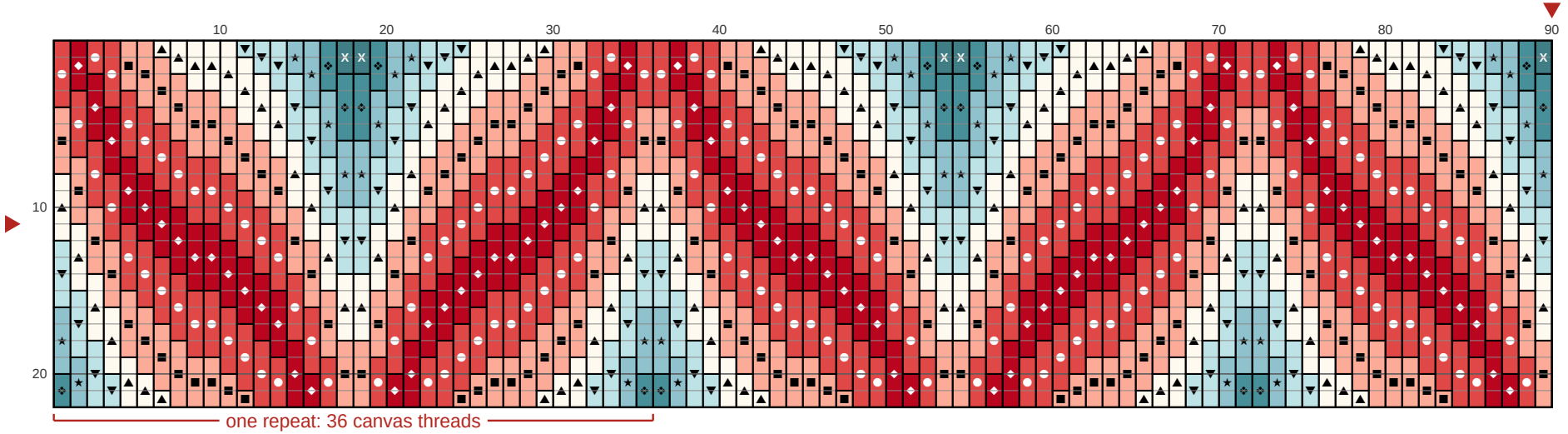

Chart 2 of 2: columns 91 to 180, rows 1 to 22. Gray squares repeat columns 89 and 90: do not stitch them twice

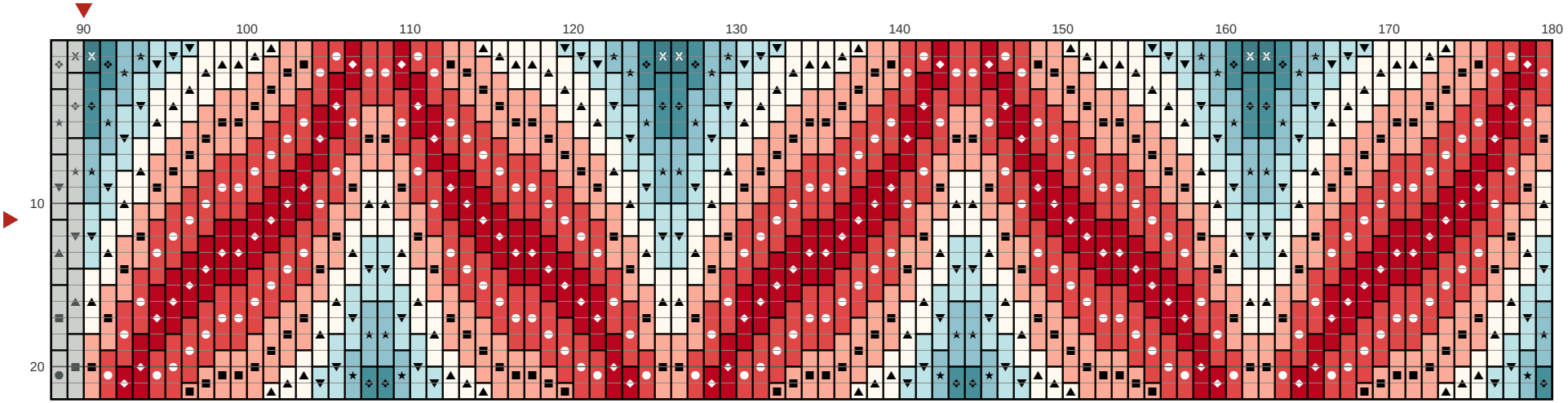

Key

- **DMC 350** Medium Coral
- **DMC 3341** Apricot
- **DMC 712** Cream
- **DMC 817** Very Dark Coral Red
- **DMC 3811** Very Light Turquoise
- **DMC 598** Light Turquoise
- **DMC 3810** Dark Turquoise
- **DMC 3809** Very Dark Turquoise