# Bargello tefillin bag in blues

Needlepoint pattern | 117 x 117 canvas threads | 9 x 9 in (22.9 x 22.9 cm) on 13 mesh | 7 colors



## Thread key

| | | | squares | yards | skeins of pearl |
|---|---|---|---|---|---|
| ● | **DMC 939** | Very Dark Navy Blue | 5,405 | 34 | 3 |
| ■ | **DMC 3841** | Pale Baby Blue | 1,744 | 11 | 1 |
| ▲ | **DMC 336** | Navy Blue | 1,308 | 9 | 1 |
| ◆ | **DMC 312** | Very Dark Baby Blue | 1,308 | 9 | 1 |
| ▼ | **DMC 322** | Dark Baby Blue | 1,308 | 9 | 1 |
| ★ | **DMC 3755** | Baby Blue | 1,308 | 9 | 1 |
| ❖ | **DMC 3325** | Light Baby Blue | 1,308 | 9 | 1 |

Each upright stitch covers 4 canvas threads; some along the top and bottom edges are shorter, to end at the edge. One chart square is one canvas thread, and each outlined bar is one stitch, with its symbol in the middle.

Cut the canvas at least 13 x 13 in (33 x 33 cm) for 13 mesh: the design and 2 in (5.1 cm) of margin on every side.

13,689 chart squares stitched in all. Start from the center: a red arrow above the chart marks the center column, and one to the left of it the center row. The arrows are on the pages those lines cross.

The chart is on 4 pages, each cut to what is stitched: bare canvas has no page, and a join falls on plain ground where it can. Where chart pages join, gray squares repeat two rows or columns. The small picture at the top of each chart page shows which part it is.

Thread: pearl cotton size 3, 1 strand in the needle on 13 mesh, about 9 skeins of 16.4 yd in all. Or six-strand floss, 7 or 8 strands, about 18 skeins of 8.7 yd; or tapestry wool, 1 strand, about 11 skeins of 8.7 yd; or Persian wool, 2 strands, about 9 skeins of 8 yd. Wool is numbered differently: match it by eye. Needle: tapestry, size 20.

Yards and skeins are estimates: the thread a stitch takes on the front and back of 13 mesh canvas, plus 30 percent, rounded up for each color (about 90 yards in all, as the thread lies in the needle).

Thread colors are approximate screen matches to DMC numbers. Check against real thread before you buy.

When it is stitched: also have a finisher, or the fabric and cord to make it up yourself. Ask before you stitch the edge: some finishes take extra rows, which are worked in tent stitch, outside the pattern. "Ways to finish needlepoint" is a guide linked from this pattern's page.

For your own stitching, gifts and handmade pieces you sell. Do not resell or share this PDF or copies of it.

# Bargello tefillin bag in blues

Needlepoint pattern

Chart 1 of 4: columns 1 to 59, rows 1 to 58

This page is the dark part of the chart

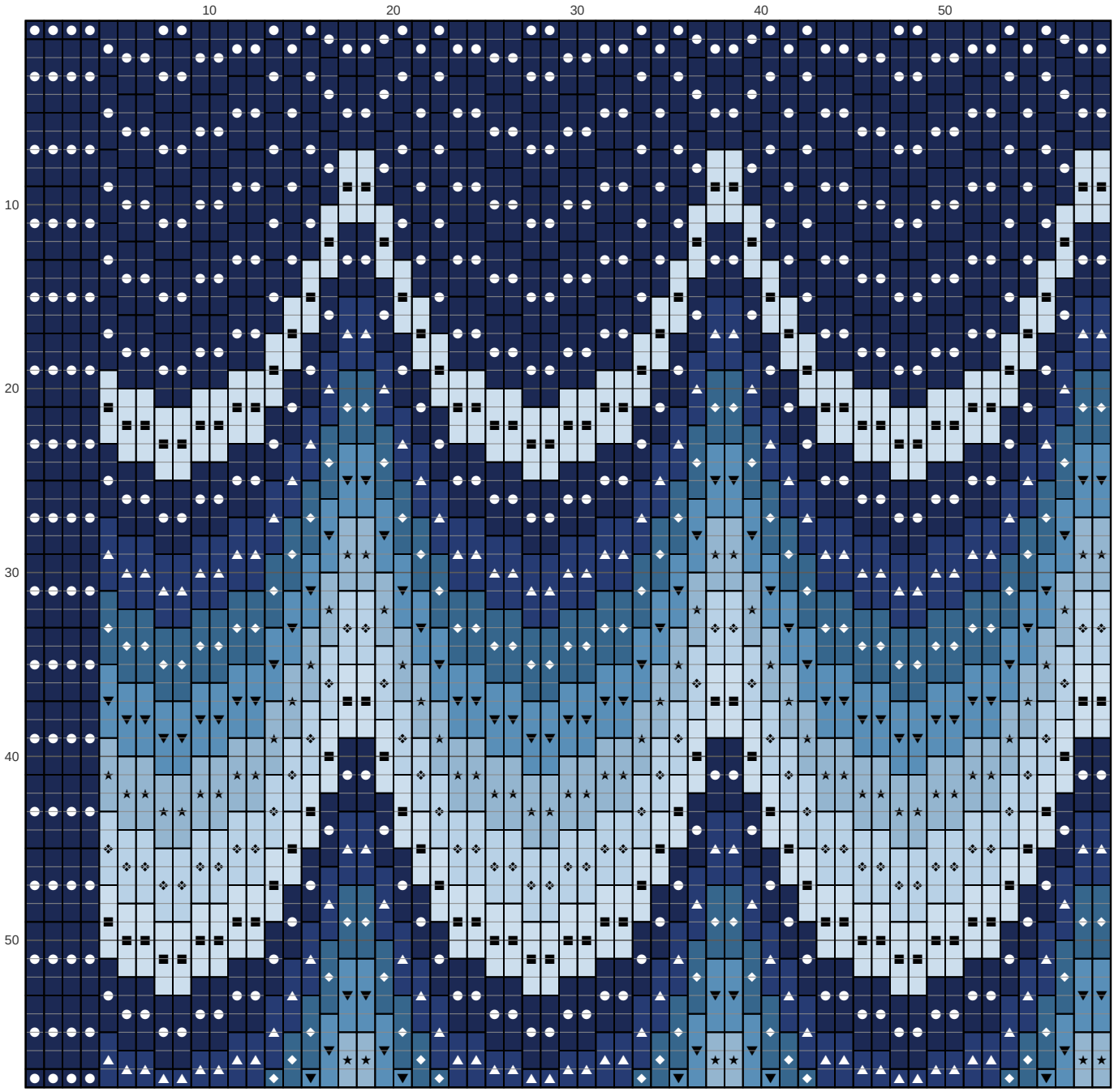


## Key

- **DMC 939** Very Dark Navy Blue
- **DMC 3841** Pale Baby Blue
- **DMC 336** Navy Blue
- **DMC 312** Very Dark Baby Blue
- **DMC 322** Dark Baby Blue
- **DMC 3755** Baby Blue
- **DMC 3325** Light Baby Blue

# Bargello tefillin bag in blues

Needlepoint pattern

This page is the dark part of the chart

Chart 2 of 4: columns 60 to 117, rows 1 to 58; gray squares repeat columns 58 and 59

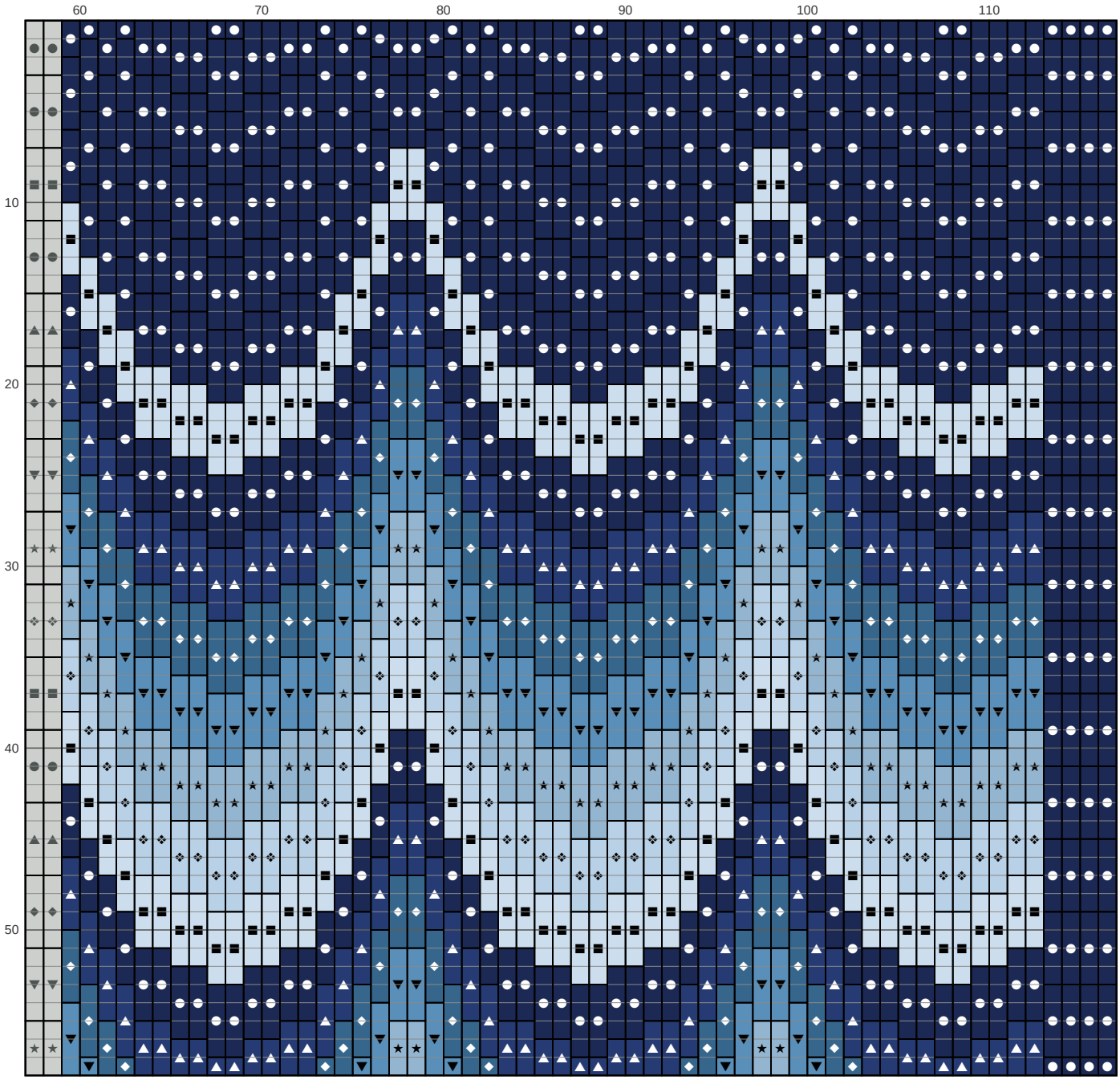


## Key

- **DMC 939** Very Dark Navy Blue
- **DMC 3841** Pale Baby Blue
- **DMC 336** Navy Blue
- **DMC 312** Very Dark Baby Blue
- **DMC 322** Dark Baby Blue
- **DMC 3755** Baby Blue
- **DMC 3325** Light Baby Blue

# Bargello tefillin bag in blues

Needlepoint pattern

Chart 3 of 4: columns 1 to 59, rows 59 to 117; gray squares repeat rows 57 and 58

This page is the dark part of the chart

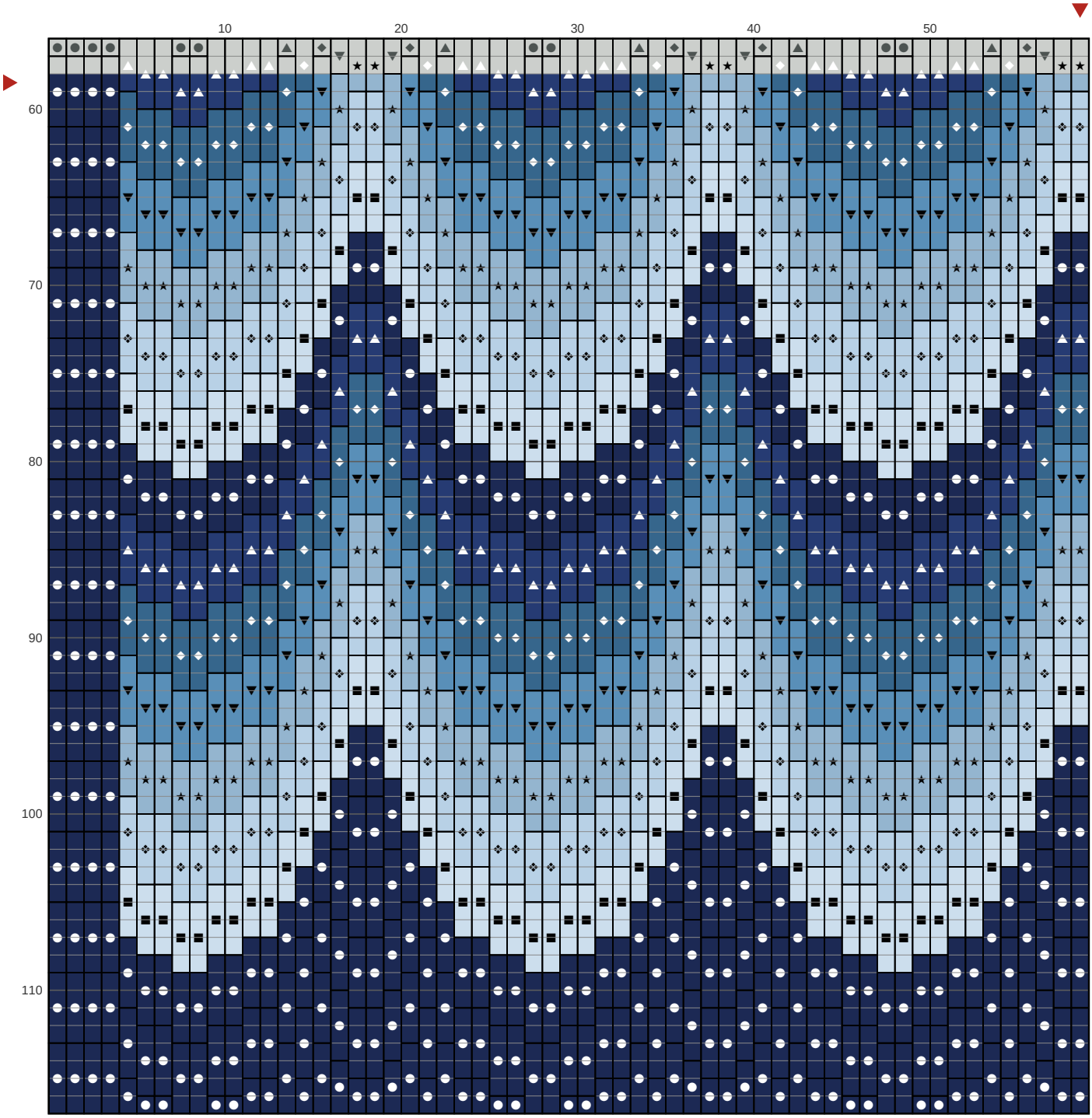


## Key

- **DMC 939** Very Dark Navy Blue
- **DMC 3841** Pale Baby Blue
- **DMC 336** Navy Blue
- **DMC 312** Very Dark Baby Blue
- **DMC 322** Dark Baby Blue
- **DMC 3755** Baby Blue
- **DMC 3325** Light Baby Blue

# Bargello tefillin bag in blues

Needlepoint pattern

This page is the dark part of the chart

Chart 4 of 4: columns 60 to 117, rows 59 to 117; gray squares repeat columns 58 and 59 and rows 57 and 58

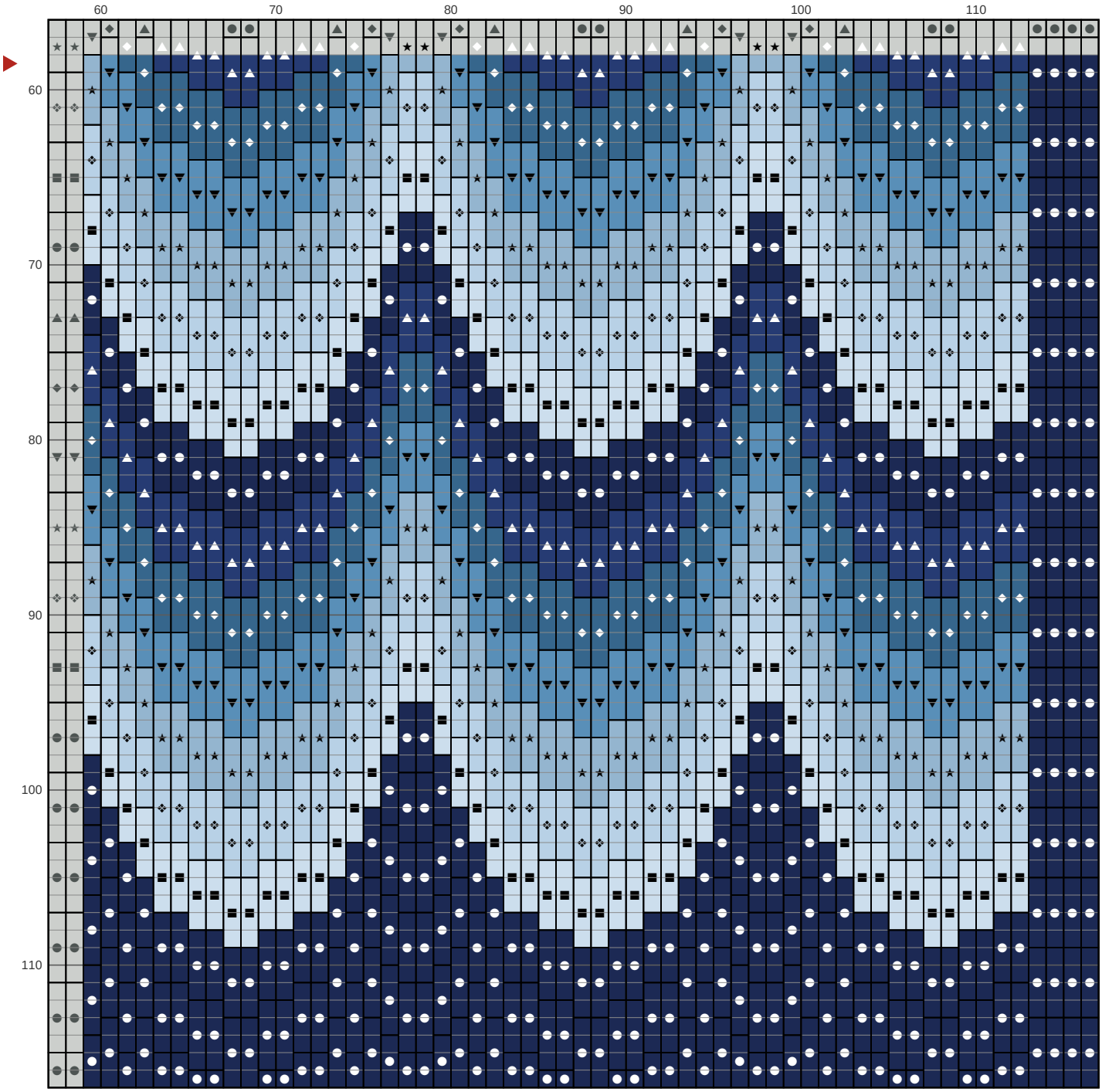


## Key

- **DMC 939** Very Dark Navy Blue
- **DMC 3841** Pale Baby Blue
- **DMC 336** Navy Blue
- **DMC 312** Very Dark Baby Blue
- **DMC 322** Dark Baby Blue
- **DMC 3755** Baby Blue
- **DMC 3325** Light Baby Blue